



ARKANSAS STATE ATHLETICS MEDIA RELATIONS

MAIN PHONE NUMBER: 870-972-2541 FAX: 870-972-3367
MAILING ADDRESS: P.O. Box 1000, State University, AR 72467
OVERNIGHT ADDRESS: 217 Olympic Dr., Jonesboro, AR 72401
Assistant AD/Sports Information Director: Jerry Scott
jscott@astate.edu | 870-972-3405 (office) | 870-243-6021 (cell)

2011 & 2012 SUN BELT CONFERENCE CHAMPIONS 2012 & 2013 GoDaddy.com Bowl | 2005 New Orleans Bowl



GAME 11: Arkansas State Red Wolves (6-4, 4-1)
host Georgia State Panthers (0-10, 0-5)

Nov. 23, 2013 | Liberty Bank Stadium

Jonesboro, Ark. | 2:00 p.m.

Radio: EAB Red Wolves Sports Radio Network (107.9 FM, flagship)

Television: ESPN3

Live Stats: AStateRedWolves.com, TapStats



ARKANSAS STATE QUICK FACTS

Location: Jonesboro, Ark. (67,263) | **Enrollment:** 13,538
Nickname: Red Wolves | **Colors:** Scarlet and Black
Stadium: Liberty Bank Stadium (30,406) | **Playing Surface:** GEO Surfaces Field Turf | **Conference:** Sun Belt
Head Coach: Bryan Harsin (Boise State, 2000)
School Record: 6-4 (1st year) | **Overall Record:** Same
Assistant Coaches:

Asst. HC/Tight Ends/Special Teams Coord. . . . Kent Riddle
Oregon State, 1992 (1st year at Arkansas State)
Co-offensive Coord./Running Backs Elijah Drinkwitz
Arkansas Tech, 2004 (2nd year at Arkansas State)
Co-offensive Coord./Quarterbacks Bush Hamdan
Boise State, 2008 (1st year at Arkansas State)
Defensive Coordinator/Linebackers John Thompson
Central Arkansas, 1978 (2nd year at Arkansas State)
Cornerbacks/Recruiting Coordinator Julius Brown
Boise State, 2006 (1st year at Arkansas State)
Safeties Blake Baker
Tulane, 2008 (1st year at Arkansas State)
Offensive Line Brad Bedell
Colorado, 2009 (1st year at Arkansas State)
Defensive Line Steve Caldwell
Arkansas State, 1977 (6th year at A-State; 2012, 1985-89)
Wide Receivers Anthony Tucker
Fresno State, 1999 (1st year at Arkansas State)

2013 ARKANSAS STATE SCHEDULE/RESULTS

AUG. 31	ARKANSAS-PINE BLUFF (ESPN3)	W, 62-11
Sept. 7	at Auburn (Fox Sports Net)	L, 9-38
SEPT. 12	TROY* (ESPN)	W, 41-34
Sept. 21	at Memphis (ESPN3)	L, 7-31
Sept. 28	at Missouri (CSS)	L, 19-41
OCT. 12	IDAHO^ (ESPN3)	W, 48-24
OCT. 22	LOUISIANA* (ESPN2)	L, 7-23
Nov. 2	at South Alabama* (ESPN3)	W, 17-16
Nov. 9	at Louisiana-Monroe* (ESPN3)	W, 42-14
NOV. 16	TEXAS STATE* (Sun Belt Network)	W, 38-21
NOV. 23	GEORGIA STATE* (ESPN3)	2 p.m.
Nov. 30	at Western Kentucky*	3 p.m.

*SBC game ^Homecoming All Times Central

2013 GEORGIA STATE SCHEDULE/RESULTS

AUG. 30	SAMFORD	L, 21-31
SEPT. 7	UT CHATTANOOGA	L, 14-42
Sept. 14	at West Virginia	L, 7-41
SEPT. 21	JACKSONVILLE STATE	L, 26-32 (OT)
Oct. 5	at Alabama	L, 3-45
OCT. 12	TROY*	L, 28-35
Oct. 19	at Texas State*	L, 17-24
Oct. 26	at Louisiana-Monroe*	L, 10-38
NOV. 2	WESTERN KENTUCKY*	L, 28-44
NOV. 16	LOUISIANA-LAFAYETTE*	L, 21-35
Nov. 23	at Arkansas State*	2 p.m.
NOV. 30	SOUTH ALABAMA*	2 p.m.

*SBC game All Times Central

EAB RED WOLVES SPORTS RADIO NETWORK

Matt Stolz (play-by-play), Bill Keedy (analyst),
Corey Leonard (sideline)

ESPN3

Brock Bowling (play-by-play), Forrest Conoly (analyst)

ON TAP: Arkansas State is set to hold its annual Senior Day on Saturday when it hosts Sun Belt Conference newcomer Georgia State in its 2013 home finale at Liberty Bank Stadium. The game, which is the fifth of six consecutive league contests to close out the regular season for the Red Wolves, is scheduled for a 2 p.m. kickoff and will be broadcast by ESPN3.com. Every A-State game can be heard live on 107.9 FM in the Jonesboro area as part of the EAB Red Wolves Sports Radio Network, and the live radio broadcast can be accessed through the A-State athletics Web site (AStateRedWolves.com).

BY THE NUMBERS . . .

- 1 of just 24 FBS programs to win at least 26 games over the last three years.
- 1 receiving TD needed by both **Allen Muse** and **J.D. McKissic** to tie the 9th most (9) in school history.
- 1.2 passes defended per game by **Rocky Hayes** ranks 31st in the nation.
- 3 A-State players (**Davis, Hayes, McKissic**) ranked 1st in the Sun Belt in at least 1 statistical category.
- 3 ASU was picked to finish 3rd in the preseason Sun Belt Coaches Poll with 45 pts. and 2 first-place votes.
- 4 out of the last five games **Qushaun Lee** has posted double-figure tackles (12.6 tpg over that span).
- 4 games with over 300 yards total offense by Adam Kennedy.
- 4 consecutive seasons with a victory over the top team in the Sun Belt Preseason Coaches Poll, including 2013.
- 4 straight weeks an A-State player has been named one of the Sun Belt Conference's players of the week.
- 5 players named to one of college football's major award watch lists.
- 6 of the last nine seasons have seen A-State achieve bowl eligibility, including 2013.
- 7 preseason All-Sun Belt Conference selections, the most in the league.
- 8 straight victories in games decided by 7 points or less, the second longest active streak in the nation.
- 9 consecutive wins in the month of November dating back to the 2011 season.
- 9 consecutive winning seasons at Liberty Bank Stadium, including 2013.
- 9 players (**Albright, Campbell, Carrethers, Haunga, Kennedy, McCants, Muse, Oliver, Williams**) already with their degree.
- 10 turnovers lost by A-State is tied for the sixth fewest in the nation.
- 10 game Sun Belt Conference road winning streak held by A-State.
- 10 win seasons in 2011 & 2012, making ASU the first team in SBC history w/ back-to-back 10-win campaigns.
- 10 A-State players named to Phil Steele's midseason All-Sun Belt Conference Team.
- 10 Sun Belt Conference Team Academic Awards over the last 11 years.
- 10.2 tackles per game by **Qushaun Lee** is ranked as the 16th highest average in the nation.
- 12 passes defended by **Rocky Hayes** is three more than the most by an ASU player for all of last season.
- 13 consecutive field goals made by **Brian Davis** for the second longest streak in school history.
- 13 votes in the final 2012 USA Today Coaches Top 25 poll, ranking A-State No. 32 in the nation.
- 13 A-State players named to at least one preseason All-Sun Belt Conference team.
- 14 consecutive victories by A-State when scoring at least 30 points, including the last two games.
- 15 players named to the most recent Sun Belt Conference Commissioner's List (3.5 GPA or higher).
- 15 statistical categories in which A-State ranks among the top 50 teams in the nation.
- 19 Sun Belt Conference victories over its last 21 league games.
19. 6 points allowed per game over A-State's last five contests, 11.4 less than its first five games.
- 22 receptions by **Darion Griswold** are the most by an A-State tight end since Trevor Gillott (24) in 2009.
- 23 All-Sun Belt Conference selections over the last two years combined.
- 25 A-State wins over its last 34 regular-season games dating back to 2011.
- 26.2 yards per kickoff return by ASU is ranked 5th in the nation, and 18.9 ypr KO coverage is ranked 26th.
- 26 victories over the last three seasons ranks tied for the 20th most in the nation.
- 27 players named to the most recent Sun Belt Conference Academic Honor Roll (3.0 GPA or higher).
- 28 votes in the final 2012 Associated Press Top 25 poll, ranking A-State No. 32 in the nation.
- 30 or more points scored by A-State in 23 of its last 33 games (69 percent).
- 46.1 third-down conversion percentage by A-State is ranked 27th in the nation.
- 69.0 completion percentage by **Adam Kennedy** is ranked 7th in the nation.
- 73 tackles by **Ryan Carrethers** are the second most in the nation by a defensive lineman.
- 102 tackles by **Qushaun Lee** this year makes him the first ASU player since 2002-03 with 100 stops in consecutive seasons.
- 164 career receptions by **J.D. McKissic**, the most ever by an Arkansas State player.
- 300 yards or more of total offense recorded by ASU in 43 of its last 48 games.
- 400 or more yards total offense by A-State in seven of its first 10 games.
- 432.3 yards total offense per game is the third highest in school history for a single season.
- 26.7 million-dollar football facility project in Liberty Bank Stadium's north end zone announced.

2013 SUN BELT STANDINGS

Team	Conference			Overall		
	W	L	Pct.	W	L	Pct.
Louisiana-Lafayette	5	0	1.000	8	2	.800
Arkansas State	4	1	.800	6	4	.600
Louisiana-Monroe	3	2	.600	5	5	.500
Troy	3	3	.500	5	6	.454
Texas State	2	3	.400	6	4	.600
Western Kentucky	2	3	.400	6	4	.600
South Alabama	1	3	.250	3	6	.333
Georgia State	0	5	.000	0	10	.000

2013 PRESEASON ALL-SBC TEAM

OFFENSE

Kolton Browning (Louisiana-Monroe, Sr., QB)
David Oku (Arkansas State, Sr., RB)
 Javone Lawson (Louisiana-Lafayette, Sr., WR)
 Antonio Andrews (Western Kentucky, Sr., RB)
J.D. McKissic (Arkansas State, So., WR)
 Je'Ron Hamm (Louisiana-Monroe, Sr., WR)
 Eric Thomas (Troy, Sr., WR)
 Wes Saxton (South Alabama, Jr., TE)
Bryce Giddens (Arkansas State, So., OL)
 Andre Huval (Louisiana-Lafayette, Sr., OL)
 Josh Allen (Louisiana-Monroe, Sr., OL)
 Terrence Jones (Troy, Jr., OL)
 Sean Conway (Western Kentucky, Sr., OL)

DEFENSE

Ryan Carrethers (Arkansas State, Sr., DL)
 Christian Ringo (Louisiana-Lafayette, Jr., DL)
 Kentarius Caldwell (Louisiana-Monroe, Sr., DL)
 Alex Page (South Alabama, Sr., DL)
Qushaun Lee (Arkansas State, Jr., LB)
 Justin Anderson (Louisiana-Lafayette, Sr., LB)
 Andrew Jackson (Western Kentucky, Jr., LB)
Sterling Young (Arkansas State, Jr., DB)
 Isaiah Newsome (Louisiana-Monroe, Sr., DB)
 Tyrell Pearson (South Alabama, Sr., DB)
 Jonathan Dowling (Western Kentucky, Sr., DB)

SPECIAL TEAMS

Brian Davis (Arkansas State, Sr., K)
 Will Scott (Troy, Sr., P)

Antonio Andrews (Western Kentucky, Sr., RS)

PRESEASON OFFENSIVE PLAYER OF THE YEAR

Kolton Browning (Louisiana-Monroe, Sr., QB)

PRESEASON DEFENSIVE PLAYER OF THE YEAR

Andrew Jackson (Western Kentucky, Jr., LB)

2013 PRESEASON SUN BELT COACHES POLL

SCHOOL -- POINTS (1st place votes)

T1. Louisiana-Lafayette -- 57 (4)

T1. Louisiana-Monroe -- 57 (2)

3. Arkansas State -- 45 (2)

4. Western Kentucky -- 44 (1)

5. Troy -- 35

6. Texas State -- 23

7. South Alabama -- 19

8. Georgia State -- 8

THE PRINCIPALS: Winners of its last three games, Arkansas State became bowl eligible for the third straight season and the sixth time over the last nine years with its victory over Texas State last week. The Red Wolves are 4-1 in Sun Belt Conference play and remain in sole possession of second place in the league standings with two regular-season games remaining on their schedule. A-State is 15-2 over its last 17 games at Liberty Bank Stadium and will bring a 4-1 home record this season into Saturday's contest, while Georgia State is looking for its first win of the season.

HEAD COACH BRYAN HARSIN: **Bryan Harsin** was named the Red Wolves' 29th head football coach on Dec. 12, 2012. Harsin is a 13-year coaching veteran at the NCAA FBS level who has coached in 10 bowl games as either an assistant or offensive coordinator. Harsin, a finalist for the 2009 Broyles Award recognizing the top assistant coach in the country, has been associated with two nationally-prominent programs during his rise to A-State's head coach. Working closely with Chris Petersen at Boise State and Mack Brown at Texas, two of the most well-respected coaches in the country, Harsin spent the last seven seasons as an offensive coordinator with the Broncos and Longhorns.

HIGH MARKS: Arkansas State head football coach **Bryan Harsin** was ranked as the sixth best hire in the nation among 26 new coaches at the time, according to CBSSports.com. The article written by Dennis Dodd said the following when referring to A-State's 29th head coach: "We're talking a Sun Belt program that has changed its AD (once) and coaches (twice) over the last two years. Somehow the Red Wolves went from national championship game offensive coordinator (Malzahn) to Fiesta Bowl-winning offensive coordinator with a stop in Texas (Bryan Harsin). Not too shabby."

OUT OF THE GATE: With the Red Wolves victory over UAPB, **Bryan Harsin** became the Red Wolves first head coach to win his inaugural game at the school since Larry Lacewell in 1979. ASU's previous seven head coaches all suffered setbacks in their first game, including Al Kincaid, Ray Perkins, John Bobo, Joe Hollis, Steve Roberts, Hugh Freeze and Gus Malzahn.

YOUNGEST FBS HEAD COACHES: At 37 years of age, Arkansas State head coach Bryan Harsin is the fourth youngest head coach in the nation. Western Michigan's P.J. Fleck is the youngest at 32 years old with a Nov. 29, 1980 date of birth.

Coach	Age (DOB)
P.J. Fleck, Western Michigan	32 (11-29-80)
Matt Campbell, Toledo	33 (11-29-79)
Kliff Kingsbury, Texas Tech	34 (8-9-79)
Bryan Harsin, Arkansas State	37 (11-1-76)
Willie Taggart, USF	37 (8-27-76)
Justin Fuente, Memphis	37 (7-30-76)
Matt Rhule, Temple	38 (1-31-75)
Pat Fitzgerald, Northwestern	38 (12-2-74)
Garrick McGee, UAB	40 (4-6-73)
Matt Wells, Utah State	40 (8-10-73)

FAST START: Out of 29 all-time head coaches at Arkansas State, Bryan Harsin has become one of just six to win at least six games in their first season at the school. The other head coaches to win at least six games in their first season as a head coach at A-State are Gus Malzahn (2012), Hugh Freeze (2011), Steve Roberts (2002), Gene Harlow (1955) and Jack

HEAD-to-HEAD



Arkansas State

Georgia State

6-4, 4-1.....Record.....	0-10, 0-5
29.0.....Points Avg.....	17.5
432.3.....Total Off. Avg.....	348.6
211.1.....Rushing Avg.....	101.9
221.2.....Passing Avg.....	246.7
46%.....3rd-Down Pct.....	35%
24%.....4th-Down Pct.....	41%
29:51.....TOP/Game.....	28:23
25.3.....Scoring Defense.....	36.7
417.8.....Total Defense.....	479.9
186.8.....Rush Defense.....	228.8
231.0.....Pass Defense.....	251.1
18-121.....Sacks by-Yards.....	10-48
+3.....Turnover Margin.....	-3
26.1.....Kick Return Avg.....	21.2
8.3.....Punt Return Avg.....	7.6
40.8.....Avg. Per Punt.....	40.9
57.0.....Penalty Yards Avg.....	51.0

Dale (1931).

THE ARKANSAS STATE - GEORGIA STATE SERIES: Saturday's game will mark the first ever meeting between Arkansas State and Georgia State.

A-STATE vs. THE SUN BELT: Arkansas State has won 19 of its last 21 league games to run its all-time record in the conference to 53-38. The Red Wolves hold their most all-time victories against Louisiana-Monroe with 21. With the exception of Georgia State, which is in its first season as a member of the league, the Red Wolves have defeated every team in the SBC since the football league was formed in 2001. Along with Louisiana-Monroe and Louisiana-Lafayette, A-State is one of three teams that have been a part of the conference since 2001.

SENIOR DAY: The Red Wolves will hold their annual Senior Day this Saturday, recognizing their senior class for their contributions to Arkansas State University and the football program. This year's 21 seniors are **LaAngelo Albright, Phillip Butterfield, Jake Campbell, Ryan Carrethers, Brian Davis, Amos Draper, Darius Dunaway, R.J. Fleming, John Gandy, Steven Haunga, Julian Jones, Adam Kennedy, Carlos McCants, Cliff Mitchell, Allen Muse, David Oku, Cade Oliver, Eddie Porter, Dexter Samuel, Sirgregory Thornton** and **Aaron Williams**.

GEORGIA RED WOLVES: Arkansas State has five players on its roster from the state of Georgia, including deep snapper **Ryan Eustace**, center **Bryce Giddens**, wide receiver **Tres Houston**, defensive back Ryan Jacobs and linebacker **Troy Wyche**.

99th SEASON UNDER WAY: Arkansas State kicked off its 99th season of football Aug. 31, 2013, vs. UAPB. A-State now holds a 432-461-37 record since its inaugural 1911 season and has played in nine bowl games. ASU did not field a football team from 1942-44 due to World War II. Arkansas State also didn't have a team in 1918 as World War I was ending.

THREE-YEAR WINS TOTAL: Including back-to-back 10 win seasons in 2010 and 2011 and six more this year,

ARKANSAS STATE TEAM RECORD

Overall432-461-37
 Liberty Bank Stadium124-72-1
 Since Div. I-A (1992)91-152-1

Team Streaks

Wins3
 Liberty Bank Stadium Wins1
 Away Wins2
 Sun Belt Wins3
 Losses0
 Home Losses0
 Away Losses0
 Non-conference Losses0
 Wins When:
 allowing 10 points or less31
 allowing 17 points or less12
 scoring 20 points or more14
 scoring 30 points or more14
 rushing for 200+ yards10
 passing for 300+ yards1
 400+ yards of total offense3
 leading at the half10
 tied at the half3
 trailing at the half1
 scoring first2

2013 A-State Record When:

at home4-1
 on the road2-3
 leading at the half2-0
 tied at the half2-0
 trailing at the half2-4
 leading after 3 quarters5-0
 tied after 3 quarters0-0
 trailing after 3 quarters1-4
 overtime0-0
 Scores
 17+ points6-1
 the opponents scores
 17+ points3-4
 more offensive yards4-0
 fewer offensive yards2-4
 more penalty yards4-3
 same penalty yards0-0
 fewer penalty yards2-1
 gains 300+ offensive yards6-2
 allows 300+ offensive yards1-0
 rushes for 150+ yards6-0
 rushes for 200+ yards4-0
 passes for 200+ yards3-2
 Wins turnovers2-0
 Ties turnovers2-4
 Loses turnovers2-0
 More total yardage4-0
 Less total yardage2-4
 Wins time of possession4-2
 Ties time of possession0-0
 Loses time of possession2-2

the Red Wolves have recorded 26 victories for their most over a three-year span since winning 29 from 1985-87 as an NCAA I-AA (now FCS) member. The Red Wolves 26 total wins over the last three seasons also ranks tied for the 20th most in the nation.

NCAA FBS WINS SINCE 2011

Team	2011	2012	2013	Total
Alabama	12	13	10	35
Northern Illinois	11	12	10	33
Oregon	12	12	9	33
Stanford	11	12	8	31
Florida State	9	12	10	31
LSU	13	10	7	30
Clemson	10	11	9	30
Boise State	12	11	7	30
South Carolina	11	11	8	30
Oklahoma State	12	8	9	29
Oklahoma	10	10	8	28
Cincinnati	10	10	8	28
Ohio State	6	12	10	28
Georgia	10	12	6	28
Wisconsin	11	8	8	27
Michigan State	11	7	9	27
Kansas State	10	11	6	27
Louisville	7	11	9	27
Notre Dame	8	12	7	27
Arkansas State	10	10	6	26
Nebraska	9	10	7	26
Michigan	11	8	7	26
Texas A&M	7	11	8	26
UL Lafayette	9	9	8	26

AN A-STATE VICTORY WOULD . . . Give the Red Wolves a 5-1 home record for the second straight season . . . Ensure the Red Wolves a winning record for the third straight season . . . Extend its winning streak in the month of November to 10 games . . . Keep the Red Wolves in sole possession of second place in the Sun Belt Conference standings . . . Make it 5-1 in Sun Belt play through six games for the second straight season.

TELEVISION TIME: Every Arkansas State football game this season has been or will be televised for the first time in school history. The Red Wolves previous school record for televised games in a season was in 10 in 2010, 2011 and 2012.

RED WOLVES NOVEMBER: Arkansas State is undefeated in November since the 2011 season with a 9-0 record over that span. All nine victories have come against Sun Belt Conference opponents, including six by a double-figure margin.

STRONG IN THE SECOND: Four of Arkansas State's six victories this season have come when it was either tied or trailing at halftime, including the last three in a row. The Red Wolves four victories under those circumstances are one more than it had for the previous four seasons (2009-12) combined. The last time A-State had at least four victories in games it entered the second half tied or trailing was 2005 when it also had four (two trailing and two tied).

DAVIS NAMED LOU GROZA AWARD SEMIFINALIST: Senior kicker Brian Davis has been named one of 20 semifinalists for the Lou Groza Award. Davis, also a semifinalist for the award in 2012, is 11-of-11 on field goal attempts this year with a career-long of 50 yards.

SUN BELT PLAYERS OF THE WEEK: Senior kicker **Brian Davis** was named the Sun Belt Conference Special Teams Player of the Week on Monday,

marking the fourth straight week an A-State player has earned one of the conference's weekly honors. The Red Wolves have seen five different players earn one of the weekly honors from the league a combined six times this year. In addition to Davis, the other A-State players recognized this season are senior quarterback **Adam Kennedy** (Nov. 11, Oct. 14), senior safety **Sterling Young** (Nov. 4), senior DL **Ryan Carrethers** (Oct. 28) and sophomore WR **J.D. McKissic** (Oct. 14, Special Teams).

CFPA HONORS GORDON: Sophomore running back Michael Gordon was recognized by the College Football Performance Awards (CFPA) for the second straight week and third time this season following the Texas State game, earning national Honorable Mention Running Back of the Week honors. Gordon was also a CFPA honorable mention pick for running back and all-purpose player of the week earlier this season. Other players recognized by the CFPA with a weekly award include sr. kicker **Brian Davis** (three times), sr. DL **Amos Draper**, soph. TE **Darion Griswold** and sr. WR **Allen Muse**.

300-PLUS: Dating back to the 2010 season, Arkansas State has posted at least 300 yards of total offense in 43 of its last 48 games. The Red Wolves have posted at least 300 yards total offense in all but two games this season and is ranked 52nd in the nation (432.3 ypg).

LIGHTING UP THE SCOREBOARD: Including five games this season, A-State has posted at least 30 points in 23 of its last 33 regular-season games dating back to the 2011 season. The Red Wolves have won 14 consecutive games when scoring at least 30 points.

ROAD WARRIORS: Arkansas State has won 10 consecutive road conference games, its longest streak ever as a member of any league. The Red Wolves went 4-0 in conference road games in both 2011 and 2012 and is 2-0 in 2013. Its previous longest road conference winning streak was seven against Southland foes from 1973-75.

HOME SWEET HOME: With a 4-1 home mark this season, Arkansas State has secured its ninth consecutive winning record at Liberty Bank Stadium dating back to 2005. ASU is now 40-9 at Liberty Bank Stadium since the 2005 season and has won 15 of its last 17 home games. The Red Wolves actual on-field record all-time at Liberty Bank Stadium is 132-72-1 since it opened in 1974. ASU's six home wins in 2011 were its most since 1985.

SHUT 'EM DOWN: The A-State defense hasn't allowed a score in the second half over the last two games. A-State's last four opponents have scored just 13 second-half points consisting of only one touchdown and two field goals. The Red Wolves have allowed an average of just 133.5 yards total offense in the second half for the last two games.

OFFENSIVE PACE: Arkansas State is producing offensive numbers that are on pace to rank among the best in school history in several categories. The Red Wolves are averaging 432.3 yards per game, 5.9 yards per play and 221.2 passing yards per game, which all rank among the top five in school history. The total offense average and yards per play are both the third highest and passing yards average is the fifth highest.

PICK IT OFF: The A-State defense has recorded at

least one interception in four of the last five games and has five total picks over that span, which is two more than its total for the first five games combined. The Red Wolves recorded a season-high three interceptions against Troy, their third opponent of the season, and had two against ULM for their second most.

ASU IN 2013 SUN BELT RANKINGS

Stat	ASU	Rank	Leader
Field Goals	1.000 pct.	1	ASU
Kickoff Returns	26.1 ypr	1	ASU
Red Zone Off.	87.8 pct.	1	ASU
Red Zone Def.	75.6 pct.	2	ULM (74.3)
3rd Down Conv.	46.1 pct.	2	ULL (52.7)
Rushing Offense	212.3 ypg	2	ULL (226.8)
Opp. 3rd Down	36.5 pct.	2	ULM (35.8)
Scoring Defense	25.3 ppg	2	TSU (24.8)
PAT Kicking	.972 pct.	3	ULM (1.000)
Pass Defense	231.0 ypg	3	WKU (189.2)
Turnover Margin	+3.0	3	TSU (+8)
Pass Efficiency	139.4	3	ULL (163.0)
Kickoff Coverage	40.3 net/avg.	4	WKU (41.2)
Pass Def. Effic.	124.3	4	TSU (118.9)
Sacks by	1.8 spg	4	Troy (2.1)
Punting	36.2 net/p	4	Troy (40.4)
First Downs	22.0 pg	4	Troy (23.5)
Scoring Offense	29.0 ppg	4	ULL (37.9)
Total Offense	431.3 ypg	4	Troy (463.5)
Time of Poss.	29:48	4	WKU (32:55)
Opp. First Downs	20.3 pg	4	WKU (16.7)
Total Defense	417.8 ypg	4	WKU (360.4)
Punt Return Avg.	8.3 ypr	5	TSU (13.6)
Rushing Defense	186.8 ypg	5	TSU (128.4)
Interceptions	8 total	6	TSU/ULL (11)
Pass Offense	219.0 ypg	6	Troy (324.5)
Opp. Penalties	44.1 ypg	6	ULM (80.0)
Opp. 4th Down	38.9 pct.	6	TSU (30.8)
Penalties	57.0 ypg	6	ULM (40.4)
Sacks Against	2.4 pg	T7	USA (1.6)
4th Down Conv.	23.5 pct.	8	Troy (65.0)

ASU'S 2013 INDIVIDUAL SBC RANKINGS

Stat	ASU Player	Avg.	Rank
Field Goal Pct.	Brian Davis	1.000	1
Passes Def.	Rocky Hayes	1.2 pg	1
Receptions	J.D. McKissic	6.0 rpg	1
Tackles	Qushuan Lee	10.2 tpg	2
KO Return Avg.	J.D. McKissic	29.6 ypr	2
Punt Ret. Avg.	J.D. McKissic	9.1 ypr	2
Scoring (TD)	Michael Gordon	6.7 ppg	3
Total Offense	Adam Kennedy	254.0 ypg	3
Field Goals	Brian Davis	1.1 pg	3
All-purpose	J.D. McKissic	117.5 ypg	3
PAT Kicking	Brian Davis	.972	3
Interceptions	Rocky Hayes	3 total	T3
Punting	Luke Ferguson	43.7 avg.	4
Scoring (kick)	Brian Davis	6.8 ppg	4
Passing Avg.	Adam Kennedy	210.8 ypg	5
Pass Efficiency	Adam Kennedy	139.2	5
Rushing	Michael Gordon	59.9 ypg	5
Tackles for Loss	Chris Stone	9.5 total	5
Receiving Yards	Julian Jones	61.5 ypg	6
Scoring	Brian Davis	6.8 ppg	6
Fumbles Forced	Qushuan Lee	2 total	T6
Sacks	Ryan Carrethers	3.5 total	T6
Receptions	Julian Jones	4.8 rpg	7
Rushing Avg.	David Oku	54.6 ypg	7
Scoring	Michael Gordon	6.7 ppg	7
Pass Efficiency	Fredi Knighten	132.5	7
Sacks	Chris Stone	3.0 total	T8
Punting	Paul Jones	39.0 avg.	9
Tackles	Ryan Carrethers	7.3 tpg	10
Passes Def.	Artez Brown	6.0 total	T10
Sacks	Chris Odom	2.5 total	T15
Tackles	Sterling Young	6.1 tpg	16
Tackles for Loss	Ryan Carrethers	6.5 total	T17
Tackles	Kyle Coleman	4.5 tpg	T35
Tackles	Chris Humes	4.5 tpg	T35

SPECIAL TEAMS TURNAROUND: Not only has Arkansas State's special teams shown significant improvement in several statistical categories, they are ranked among the top teams in the nation in many of them. A-State is one 34 teams in the nation yet to give up a blocked kick, is ranked tied for first in field goal percentage, fifth in kickoff returns, 26th in kickoff return defense and tied for 31st in the nation in blocked kicks. Below is a comparison between A-State's 2012 and 2013 special teams numbers:

	2012	2013
Kick Return Average	19.2	26.1
Punt Return Average	4.3	8.3
Punting Average	35.5	40.8
Net Punting Average	31.4	36.2
Punts Inside 20	8	16
50+ Yard Punts	4	8
Average Per Kickoff	55.6	61.0

IN THE CLUTCH: Junior safety **Sterling Young** came up with a pair of clutch interceptions against South Alabama and ULM to help lead the Red Wolves to recent back-to-back road victories. Much like his pick against South Alabama, his interception against ULM came at a critical junction of the game and sparked a solid second-half performance by the Red Wolves. His interception against ULM came with score tied 14-14 and at the ULM's 38-yard line, directly leading to a touchdown that started a 28-0 scoring outburst by A-State. His pick against South Alabama came with Red Wolves trailing 6-0 and in the back of A-State's end zone. It occurred on the Jaguars first drive of the second half, and the Red Wolves marched down the field for a touchdown and 7-6 lead on its ensuing drive.

HITTING 1,000: Senior WR **Julian Jones** went over 1,000 career yards receiving during the South Alabama game, making him the third player on the Red Wolves roster to accomplish the feat. Sophomore WR **J.D. McKissic** leads the way with 1,514 to his credit (8th most in school history), while senior

WR **Allen Muse** has 1,193 and Jones 1,097.

ALL-TIME LEADING SCORER: Senior kicker **Brian Davis** became the Sun Belt Conference's all-time leading scorer last week, finishing the Texas State game with eight points to push his career total to 303. He became the first player in league history to record 300 points in the process. Davis also owns the A-State career records for points by a kicker (303) and extra points made (147). He has made his last 13 consecutive field goals for the second longest streak in school history.

BIG BLOCKS: A-State blocked two kicks against ULM, making it one of just nine teams in the nation to block multiple kicks in a game this season. Senior DL **Ryan Carrethers** blocked a field goal attempt and redshirt freshman WR **Booker Mays** was responsible for a blocked punt against ULM. The other teams to block multiple kicks in a game this season are Syracuse (3), UAB (3), Minnesota, Colorado State, Virginia Tech, Boise State, Akron, Oklahoma, North Texas and Texas A&M.

COVERING AT CORNERBACK: Sophomore corner **Rocky Hayes** has made a big impact in his first season on the defensive side of the ball, leading the team in both pass break-ups (9) and interceptions (3). He is ranked first in the Sun Belt Conference in passes defended with 12, which is three more than the most by an A-State player for all of last season (Chaz Scales, 7 PBU, 2 INT). Hayes is ranked 31st in the nation in passes defended.

LEAVE NO STONE UNBLOCKED: Sophomore defensive end **Chris Stone** has made a habit of disrupting the opponent's backfield this season, recording a team-high 9.5 tackles for loss that ranks fifth in the Sun Belt Conference. Stone has recorded at least one tackle for loss in seven games this season and a career-high two in two different games. He had three tackles for loss last season as a redshirt freshman.

RECEIVING RECORDS: Just a sophomore, **J.D. McKissic** is already taking over the Arkansas State record books in almost every major receiving statistical category. He holds the school record for receptions in a game (15) and season (103), and he broke the record for career receptions (164) last game against Texas State. He is ranked eighth for career receiving yards with 1,514 to his credit.

MAKING A RETURN: Sophomore WR **J.D. McKissic** is ranked fifth in the nation in kickoff returns (29.6 ypr) and 30th in punt returns (9.1 ypg). He recorded a career-high 125 kickoff return yards against Idaho, including a 98-yard return for a touchdown in the contest. The return for a touchdown was the first by an A-State player since 2001. Additionally, McKissic has posted eight kickoff returns of at least 25 yards, including a 50-yarder against ULM. His longest punt return has covered 43 yards, posted last week against Texas State.

ON THE RISE: Senior WR **Julian Jones** has recorded at least four receptions in six of the last nine games, including a career-high 10 versus Missouri. Jones has either led or tied for the team high in receptions in four games this season and is ranked seventh in the Sun Belt Conference in receptions per game (4.8 pg). Jones' 48 total receptions are 31 more than he had for his entire career entering the 2013 season.

ASU IN 2013 NCAA RANKINGS

Stat	ASU	Rank	Leader
Kickoff Returns	26.1 ypr	5	Stanford
Turnovers Lost	10 total	6	Bowling Green
Completion Pct.	.692	6	East Carolina
Passes had Int.	5 total	13	Oregon
Fumbles Lost	5 total	18	4 tied
Red Zone Defense	.756	23	Bowling Green
Rush Offense	211.1 ypg	25	Army
4th Down Defense	.389 pct.	25	Baylor
Kickoff Coverage	18.9 ypr	26	Miami (OH)
3rd Down Conv.	.461 pct.	27	Louisville
Blocked kicks	2 total	31	San Jose St.
Red Zone Offense	.878	31	Florida St.
3rd Down Defense	.365 pct.	41	Louisville
Team Passing Effic.	139.93	43	Baylor
Turnover Margin	+3.0	44	Houston

ASU'S 2013 INDIVIDUAL NCAA RANKINGS

Stat	ASU Player	Avg./Total	Rank
Field Goal Pct.	Brian Davis	1.000	T1
Kickoff Returns	J.D. McKissic	29.6 ypr	5
KO return TDs	J.D. McKissic	1 total	T5
Completion Pct.	Adam Kennedy	0.690	7
Tackles	Qushuan Lee	10.2 tpg	16
Punt Returns	J.D. McKissic	9.1 ypr	30
Passes Def.	Rocky Hayes	1.2 pg	31
Completions p/g	Adam Kennedy	19.4	32
Total Offense	Adam Kennedy	256.2 ypg	35
Receptions p/g	J.D. McKissic	6.1 rpg	36
Pass Effic.	Adam Kennedy	139.7	47
All-Purpose	J.D. McKissic	117.5 ypg	49

100-YARD RUSHERS: Senior QB **Adam Kennedy** rushed for a career-high 102 yards against ULM, making him the fifth A-State player to reach the 100-yard mark in a game this season. Senior RB **David Oku**, senior RB **Sirgregory Thornton**, sophomore RB **Michael Gordon** and sophomore QB **Fredi Knighten** have also rushed for 100 yards in at least one game this year.

TOTAL OFFENSE PRODUCER: Senior quarterback **Adam Kennedy** ranks third in the Sun Belt Conference in total offense with 254.0 yards per game, which also ranks 35th in the nation. Kennedy recorded 358 yards of total offense against Auburn, 334 versus Missouri, a career-high 397 against Idaho and 337 against ULM. He also just missed going over 300 versus Troy with 299 to his credit. His 397 yards versus Idaho were the fifth most in school history. He has recorded over 200 yards total offense in six of the last nine games.

MAKING A CONNECTION: Senior QB **Adam Kennedy** tied the school record for completions in a game with 37 against Missouri (tied Ryan Aplin, 2011 vs. Western Kentucky). Kennedy has already completed 194 passes, which ranks tied for the fourth most in school history for a single season. He is ranked 32nd in the nation in completions (19.4 pg) and seventh in completion percentage (.690). His completion percentage currently stands as the highest in school history for a single season.

INSIDE FORCE: A member of the Bednarik Award and Outland Trophy Watch Lists, senior defensive lineman **Ryan Carrethers** is ranked second on the team and 10th in the Sun Belt in tackles with 73 through 10 games. He is averaging 7.3 tackles per game, 2.0 more than he averaged last season when he finished with 68 total for the most by an A-State interior defensive lineman since former NFL standout Jon Brady in 2002. His 73 tackles this season are the second most in the nation by a defensive lineman. He posted a career-high 16 tackles against UL Lafayette, which hare also the most in the nation this season by a defensive lineman for a single game.

ANOTHER 100: Senior linebacker **Qushaun Lee** has recorded a team-high 102 tackles, making him the first A-State player to record over 100 tackles in back-to-back seasons since linebacker Les Echols in 2002 (105) and 2003 (123). He is averaging 10.0 tackles per game, which is the 16th highest in the nation and second highest in the Sun Belt Conference. Lee recorded a career-high 16 tackles at South Alabama and has at least 10 tackles in four of the last five games, giving him eight career games with double-figure stops.

GRISWOLD VACATION TO THE END ZONE: Senior tight end **Darion Griswold** tied his career high with five receptions for a career-high 89 yards and his first two career touchdowns against Idaho, earning CFPA national Honorable Mention Tight End of the Week for his efforts. He has now caught 22 passes for 269 yards, both the most in a season by an A-State tight end since Trevor Gillott recorded 24 receptions for 283 yards in 2009.

ON A ROLL: A Freshman All-America selection last season, sophomore WR **J.D. McKissic** has caught at least one pass in all 23 games of his career at A-State. He had a school-record 15 against Missouri. McKissic also finished the Missouri game with a season-high

A-STATE INDIVIDUAL CAREER RECORDS

RUSHING TOUCHDOWNS		
	No.	Years
1. Richie Voit	57	1950-53
5. Calvin Harrell	26	1968-71
6. Lamont Zachery	24	1996-99
T7. David Oku	22	2012-cur.
Roy Johnson	22	1988-91

RUSHING YARDS		
	Yds.	Years
1. Richie Voit	3,947	1950-53
15. Dennis Forrest	1,780	1968-69
NR David Oku	1,552	2012-cur.

TOUCHDOWN RECEPTIONS		
	No.	Years
1. Taylor Stockemer	16	2009-cur.
T4. Dwayne Frampton	12	2010-11
Lennie Johnson	12	1995-98
T6. Julian Jones	10	2010-cur.
Robert Kilow	10	1998-2000
Kendrick Bullard	10	1990-92
9. David Johnson	9	2005-08
James Hickenbotham	9	1999-2002
T11. Allen Muse	8	2009-11, cur.
J.D. McKissic	8	2012-cur.
J.J. Washington	8	1995-99
Ron Teat	8	1996-98
Fred Barnett	8	1986-89
Cazzy Francis	8	1985-86

RECEPTIONS		
	No.	Years
1. J.D. McKissic	164	2012-cur.
2. Dwayne Frampton	163	2010-11
3. Robert Kilow	158	1998-2000
4. Lennie Johnson	156	1995-98
5. Levi Dejohnette	152	2004-07
9. Josh Jarboe	104	2011-12
10. Fred Barnett	95	1986-89
NR Allen Muse	90	2009-11, cur.

RECEIVING YARDS		
	Yds.	Years
1. Lennie Johnson	2,730	1995-98
5. Levi Dejohnette	1,816	2004-07
6. Brandon Thompkins	1,701	2006-09
7. Fred Barnett	1,571	1986-89
8. J.D. McKissic	1,514	2012-cur.
9. Gerald Jumper	1,396	1964-67
10. Kendrick Bullard	1,335	1990-92
11. Reginald Murphy	1,331	1993-96
NR Allen Muse	1,193	2009-11, cur.
NR Julian Jones	1,097	2010-cur.

MOST TOUCHDOWNS SCORED		
	No.	Years
1. Richie Voit	57	1950-53
T8. 3 tied	26	
NR David Oku	23	2012-cur.

MOST POINTS BY KICKING		
	Points	Years
1. Brian Davis	303	2010-cur.
2. Josh Arauco	288	2006-09

MOST EXTRA POINTS MADE		
	No.	Years
1. Brian Davis	147	2010-cur.
2. Eric Neihouse	123	2002-05

MOST FIELD GOALS MADE		
	No.	Years
1. Josh Arauco	58	2006-09
2. Brian Davis	52	2010-cur.

SUN BELT INDIVIDUAL CAREER RECORDS

MOST POINTS		
	Pts.	Years
T1. Brian Davis (ASU)	303	2010-cur.
2. Alan Gendreau (MT)	295	2008-11

MOST POINTS BY KICKING		
	Pts.	Years
T1. Brian Davis (ASU)	303	2010-cur.
2. Alan Gendreau (MT)	295	2008-11

MOST EXTRA POINTS MADE		
	No.	Years
1. Alan Gendreau (MT)	157	2008-11
2. Brian Davis (ASU)	147	2010-cur.

FIELD GOAL PERCENTAGE		
	Pct.	Years
1. Brett Baer (ULL)	.900	2009-12
2. Brian Davis (ASU)	.825 (52-63)	2009-cur.
3. Michael Taylor (Troy)	.777	2008-11

MOST FIELD GOALS MADE		
	No.	Years
1. Josh Arauco (ASU)	58	2006-09
2. Brian Davis	52	2010-cur.

MOST RECEPTIONS		
	No.	Years
1. Jerrel Jernigan (Troy)	262	2007-10
5. Johnny Quinn (No. TX)	187	2003-06
NR J.D. McKissic (ASU)	164	2012-cur.

2013 ARKANSAS STATE FOOTBALL NOTES: vs. Georgia State

117 receiving yards, marking the fifth time of his career he has posted 100 in a game.

A FLARE FOR THE DRAMATIC: Sophomore RB **Michael Gordon** is responsible for three of the four longest runs by A-State this year, including a 92-yard outburst against UAPB that was the second longest in school history. Gordon posted a 64-yard touchdown run against Troy and had a 40-yard touchdown rush against Texas State as well. He is averaging 7.7 yards per attempt (70) that stands as the third highest in school history for a single season. Gordon has three 100-yard rushing games, including a 102-yard showing against UAPB, a 115-yard effort versus Troy and a career-high 184 yards against Texas State.

MIDSEASON ALL-CONFERENCE: Arkansas State placed 10 players, including five first-team selections, on the Phil Steele's Midseason All-Sun Belt Conference Team. The Red Wolves 10 selections tied Louisiana-Lafayette and Louisiana-Monroe for the most in the conference, and their five first-team picks matched the most along with the Ragin' Cajuns. The A-State offense and defense were both represented by four players, and two Red Wolves made the list as special teams choices. Arkansas State's first-team selections included sophomore center **Bryce Giddens (Moultrie, Ga.)**, senior guard **Steven Haunga (Richmond, Calif.)**, senior defensive lineman **Ryan Carrethers (Nashville, Tenn.)**, sophomore cornerback **Rocky Hayes (Heflin, Ala.)** and senior kicker **Brian Davis (Brentwood, Tenn.)**. The Red Wolves' second-team selections included senior running back **David Oku (Midwest City, Okla.)**, senior wide receiver **Julian Jones (Germantown, Tenn.)**, junior linebacker **Qushaun Lee (Prattville, Ala.)** and senior safety **Sterling Young (Hoover, Ala.)**. Sophomore wide receiver **J.D. McKissic (Phenix City, Ala.)** was also a second-team choice as a kick returner.

UNBUCKLE THE BELT: The Red Wolves opened Sun Belt Conference play in their third game of the season, the earliest since 2010 when they played their second game against a league opponent. A-State improved to 8-5 all-time in Sun Belt Conference openers with its 41-34 victory over Troy. The Red Wolves' victory was their first in an SBC opener since 2011.

NFF RECOGNIZES DAVIS: Senior kicker **Brian Davis** was announced as a National Football Foundation (NFF) Scholar-Athlete Awards candidate and a semifinalist for the William V. Campbell Trophy, which recognizes the top scholar-athlete in the nation. Davis is among 170 national candidates, including 54 from the Football Bowl Subdivision (FBS), for the NFF's Scholar-Athlete Awards. Candidates for the awards must be a senior or graduate student in their final year of eligibility, have a GPA of at least a 3.2, possess outstanding football ability as a first-team player or significant contributor, and have demonstrated strong leadership and citizenship.

FOUNTAIN OF YOUTH: Arkansas State has 25 underclassmen (sophomores or freshmen) listed on its 2-deep. The list includes 13 sophomores, six redshirt freshmen and six true freshmen. Among the underclassmen, six are listed as starters on the offensive or defensive side of the ball. A-State's 25 underclassmen on its two-deep was tied for the 14th most in the nation with Colorado and Illinois according to the 2013 initial depth charts. Virginia

listed 34 players on its opening-day two-deep for the most among all teams.

IN THE POLLS: Arkansas State ended the 2012 season receiving votes in the final major polls, including 28 in the Associated Press Top 25 Poll and 13 in the USA Today Coaches Top 25 Poll. Both totals placed the Red Wolves 32nd in the nation. The Red Wolves were also among "others receiving votes" in the 2013 preseason and week two USA Today Coaches Top 25 Poll.

NCAA RECORD: A-State became the seventh FBS team in NCAA history to have four players (**David Oku**, **Fredi Knighten**, **Michael Gordon**, **Sirgregory Thornton** vs. UAPB) rush for over 100 yards in the same game. The other teams include Arizona (1951), Texas (1969), Alabama (1973), Army (1984), Nebraska (2001) and Nevada (2009).

FOR STARTERS: A-State improved to 45-47-6 all-time in season openers with its victory over UAPB on Aug. 31. The Red Wolves claimed a win in their season-opening game for the first time since 2009.

RUSHING RED WOLVES: The Red Wolves piled up 509 rushing yards versus UAPB, which were the most in the nation during the season's first week and still stands as the fifth most. A-State's total was also the fifth most in school history and the second most in Sun Belt history.

HOMECOMING HISTORY: With its victory over Idaho, Arkansas State improved to 58-27-1 all-time in Homecoming contests. The Red Wolves have now won 10 of their last 11 Homecoming games dating back to the 2003 season.

HOME OPENERS: With its victory over UAPB on Aug. 31, Arkansas State won its ninth consecutive home opener dating back to the 2005 campaign. The Red Wolves now stand 29-11 all-time in home openers at Liberty Bank Stadium and are also 15-6 in such games since moving to the FBS in 1992.

RETURNING ALL-SUN BELT PERFORMERS: Arkansas State returned five All-Sun Belt Conference players from the 2012 season, including first team selections **David Oku (Sr., RB)** and **Ryan Carrethers (Sr., DL)**. **J.D. McKissic (So., WR)** and **Brian Davis (Sr., K)** were both second-team choices, while **Qushaun Lee (Jr., LB)** was named honorable mention.

PRESEASON ALL-SUN BELT CONFERENCE: Arkansas State placed a league-high seven players on the 2013 Preseason All-Sun Belt Conference Team. Senior running back **David Oku**, sophomore wide receiver **J.D. McKissic** and sophomore center **Bryce Giddens** all represented the A-State offense on the preseason squad. ASU's defensive players earning a spot on the team were senior defensive lineman **Ryan Carrethers**, junior linebacker **Qushaun Lee** and junior safety **Sterling Young**. Senior kicker **Brian Davis**, also made the list.

RED WOLVES TABBED THIRD IN PRESEASON SBC POLL: The Red Wolves were picked third in the preseason coaches poll announced as part of the league's annual Media Day. A-State received 45 points and two first-place votes behind UL Lafayette and UL Monroe, which both received 57 points.

ASU ANNOUNCES FOOTBALL FACILITY PROJECT: Arkansas State University has announced a \$26.7 mil-

A-STATE TEAM SEASON RECORDS

TOTAL OFFENSE			
	Year	TOTAL	Avg.
1.	2012	6,067	466.7
5.	1951	4,722	386.1
6.	2007	4,558	379.8
7.	2005	4,431	369.3
8.	2013	4,323	432.3
TOTAL OFFENSE PER GAME			
	Year	TOTAL	Avg.
1.	2012	6,067	466.7
2.	2011	5,822	447.8
3.	2013	4,323	432.3
4.	1970	4,074	407.4
TOTAL OFFENSE PER PLAY			
	Year	PLAYS	Avg.
1.	2012	952	6.4
2.	2008	796	6.0
3.	2013	737	5.9
T4.	2011	1,016	5.7
	2010	856	5.7
	2005	780	5.7
PASS COMPLETIONS			
	Year	COMP.	ATT.
1.	2011	326	500
7.	2007	205	388
8.	2013	204	295
COMPLETION PERCENTAGE			
	Year	PCT.	C-A
1.	2013	.690	204-295
2.	2012	.667	279-412
PASSING YARDS PER GAME			
	Year	TOTAL	AVG.
1.	2011	3,817	293.6
4.	1998	2,875	239.6
5.	2013	2,212	221.2
6.	1996	2,388	217.1
MOST FIRST DOWNS			
	Year	TOTAL	AVG.
1.	2012	319	24.5
5.	2008	238	19.8
T6.	2006	224	18.7
	1990	224	20.4
8.	1975	223	20.2
T9.	2013	220	22.0
	1989	220	20.0
MOST PASSING FIRST DOWNS			
	Year	TOTAL	PASSING
1.	2011	304	169
5.	2007	243	107
6.	1998	179	103
7.	2004	199	102
8.	2013	220	99
YARDS PER RUSH			
	Year	AVG.	ATT.
1.	1989	5.1	-
T2.	5 times (last 2012)	5.0	-
7.	1996	4.9	-
T8.	2013	4.8	442
KICKOFF RETURN AVERAGE			
	Year	TOTAL	Avg.
1.	2013	706	26.1
2.	2000	1,256	24.2

A-STATE INDIVIDUAL SEASON RECORDS**COMPLETIONS**

	No.	Year
1. Ryan Aplin	304	2011
2. Ryan Aplin	276	2012
3. Ryan Aplin	252	2010
T4. Adam Kennedy	194	2013
Johnny Covington	194	1995

PASSING YARDS

	Yds.	Year
1. Ryan Aplin	3,588	2011
5. Corey Leonard	2,347	2008
6. Corey Leonard	2,235	2007
7. Adam Kennedy	2,130	2013

PASSING YARDS AVERAGE

	Avg.	Year
1. Ryan Aplin	276.0	2011
4. Cleo Lemon	226.8	1998
5. Adam Kennedy	213.0	2013
6. Corey Leonard	203.2	2007

COMPLETION PERCENTAGE

	Yds.	Year
1. Adam Kennedy	.690 (194-281)	2013
2. Ryan Aplin	.680 (276-406)	2012
3. Ryan Aplin	.653 (77-118)	2009

RECEPTIONS

	No.	Year
1. J.D. McKissic	103	2012
2. Dwayne Frampton	94	2011
3. Robert Kilow	72	2000
4. Dwayne Frampton	69	2010
T5. J.D. McKissic	61	2013
Levi Dejohnette	61	2007
7. Robert Kilow	57	1999
8. Lennie Johnson	55	1998
9. Josh Jarboe	54	2011
10. Josh Jarboe	50	2012
NR Julian Jones	48	2013

TOTAL OFFENSE

	Yds.	Year
1. Ryan Aplin	4,176	2011
2. Ryan Aplin	3,780	2012
3. Ryan Aplin	3,416	2010
4. Corey Leonard	2,863	2008
5. Corey Leonard	2,782	2007
6. Adam Kennedy	2,562	2013

TOTAL OFFENSE PER GAME

	Avg.	Year
1. Ryan Aplin	321.2	2011
2. Ryan Aplin	290.8	2012
3. Ryan Aplin	284.7	2010
4. Adam Kennedy	256.2	2013
5. Corey Leonard	252.9	2007

MOST YARDS PER RUSHING ATTEMPT

	Avg.	Year
1. Rocky Hayes	9.3	2012
2. Dennis Forrest	8.6	1988
3. Michael Gordon	7.7	2013
T4. Don Riggs	7.4	1955
Lamont Zachery	7.4	1996

MOST FIELD GOALS MADE

	No.	Year
1. J.D. McKissic	103	2012
9. Eric Neihouse	13	2005
T10. Five times	12	Most recent, 2006
NR Brian Davis	11	2013

MOST POINTS BY KICKING

	Pts.	Year
1. Brian Davis	104	2012
5. Josh Arauco	79	2007
T6. Eric Neihouse	74	2005
Scott Roper	74	1987
8. Josh Arauco	69	2009

T9. Brian Davis	68	2013
Jeff Caldwell	68	1996
Bobby Gentry	68	1970

MOST EXTRA POINTS MADE

	Pts.	Year
1. Brian Davis	104	2012
4. Scott Roper	41	1987
5. Josh Arauco	37	2008
T6. Brian Davis	35	2013
Eric Neihouse	35	2005
Bobby Gentry	35	1970

YARDS PER PUNT

	Avg.	Year
1. Ryan Smith	44.4	1999
2. Luke Ferguson	43.7	2013
3. Dan Mullen	42.8	1975

YARDS PER KICKOFF RETURN

	Avg.	Year
1. Andrew Tryon	30.8	2011
2. Kearney Blalack	30.4	1970
3. J.D. McKissic	29.6	2013
4. Dick Ritchey	27.1	1966

lion football facility project, including a two-level football operations building and 76,000 square-foot indoor practice facility in ASU Stadium's north end zone.

SUN BELT CHAMPIONS: Arkansas State claimed its second consecutive outright Sun Belt Conference championship in 2012. ASU has won nine conference championships all-time. ASU won the Southland Conference seven times (1986, 1985, 1978, 1975, 1970, 1969, 1968). ASU also won the 2005 Sun Belt Conference title, but it was later vacated due to NCAA sanctions. Prior to the 2011 and 2012 seasons, the last time ASU won back-to-back conference championships was 1986 and 1985 when it was a member of the Southland Conference.

BACK-TO-BACK WINNING SEASONS: Arkansas State secured back-to-back winning seasons in 2011 and 2012 for the first time since 1986-87. ASU won 10 games in both 2011 and 2012, and its 19 combined regular-season victories were its most ever over a two-year span -- topping its 18 in 1974 and 1975.

BOWL ELIGIBLE: Arkansas State has been bowl eligible five times over the last eight seasons, including the last two in a row.

ATTENDANCE FIGURES: Arkansas State's average home attendance last season was a school record 26,398, topping its previous best of 21,256 in 2011. The 31,243 in attendance for A-State's 2012 regular-season finale against Middle Tennessee was the largest in Liberty Bank Stadium history. The Red Wolves are averaging home crowds of 26,956 this season.

2013 HONORS & AWARDS



▲ **Dexter Blackmon | Jr. | DL**
Phil Steele's 3rd Team All-Sun Belt

Travis Bodenstein | So. | OL
College Sports Madness 2nd Team All-Sun Belt
Phil Steele's 2nd Team All-Sun Belt



▲ **Ryan Carrethers | Sr. | DL**
10-28-13: Sun Belt Def. Player of the Week
Phil Steele's 1st Team Midseason All-SBC
Bednarik Award Watch List
Outland Trophy Watch List
CBSSports.com's Freaks List
1st Team All-Sun Belt Conference
Athlon Sports 1st Team All-Sun Belt
CBSSports.com 1st Team All-Sun Belt
College Sports Madness 1st Team All-Sun Belt
Lindy's 1st Team All-Sun Belt
Phil Steele's 1st Team All-Sun Belt
Sporting News 1st Team All-Sun Belt
Lindy's No. 2 "Top NFL Talent" in the Sun Belt



▲ **Brian Davis | Sr. | K**
11-18-13: SBC Special Teams Player of the Week
Lou Groza Award Semifinalist
Phil Steele's 1st Team Midseason All-SBC
9-30-13: CFPA National Specialist of the Week
NFF Scholar-Athlete Awards Candidate
9-7-13: CFPA Hon. Mention PK of the Week
Lou Groza Award Watch List
CFPA national Placekicker Trophy Watch List
1st Team All-Sun Belt Conference
Athlon Sports 1st Team All-Sun Belt
Lindy's 1st Team All-Sun Belt

Sporting News 1st Team All-Sun Belt
College Sports Madness 2nd Team All-Sun Belt
Phil Steele's 3rd Team All-Sun Belt



▲ **Amos Draper | Sr. | DL**
9-12-13: CFPA Hon. Mention DL of the Week
Lindy's 2nd Team All-Sun Belt
College Sports Madness 2nd Team All-Sun Belt



▲ **Bryce Giddens | So. | OL**
Phil Steele's 1st Team Midseason All-SBC
Rimington Trophy Watch List
1st Team All-Sun Belt Conference



▲ **Michael Gordon | So. | RB**
11-18-13: CSM Sun Belt Off. Player of the Week
11-18-13: CFPA Hon. Mention RB of the Week
11-11-13: CFPA Hon. Mention AP of the Week
9-12-13: CSM Sun Belt Off. Player of the Week
9-12-13: CFPA Hon. Mention RB of the Week




▲ **Darion Griswold | So. | TE**
10-14-13: CFPA Hon. Mention TE of the Week
9-12-13: CFPA Hon. Mention TE of the Week

College Sports Madness 2nd Team All-Sun Belt
Phil Steele's 3rd Team All-Sun Belt



▲ **Steven Haunga | Sr. | OL**
Phil Steele's 1st Team Midseason All-SBC
Athlon Sports 1st Team All-Sun Belt
CBSSports.com 1st Team All-Sun Belt
Phil Steele's 2nd Team All-Sun Belt



▲ **Rocky Hayes | So. | DB**
Phil Steele's 1st Team Midseason All-SBC
Lindy's 1st Team All-Sun Belt
College Sports Madness 2nd Team All-Sun Belt
Lindy's "Best Athlete in the Sun Belt"



▲ **Julian Jones | Sr. | WR**
Phil Steele's 2nd Team Midseason All-SBC
Phil Steele's 3rd Team All-Sun Belt



▲ **Adam Kennedy | Sr. | QB**
11-11-13: Sun Belt Off. Player of the Week
11-11-13: CSM Sun Belt Off. Player of the Week
10-14-13: Sun Belt Off. Player of the Week
10-14-13: CSM Sun Belt Off. Player of the Week

2013 HONORS & AWARDS



▲ Kushaun Lee | Jr. | LB

11-4-13: CSM SBC Def. Player of the Week
 Phil Steele's 2nd Team Midseason All-SBC
 1st Team All-Sun Belt Conference
 Athlon Sports 1st Team All-Sun Belt
 CBSSports.com 1st Team All-Sun Belt
 College Sports Madness 1st Team All-Sun Belt
 Lindy's 1st Team All-Sun Belt
 Phil Steele's 1st Team All-Sun Belt
 Sporting News 1st Team All-Sun Belt



▲ J.D. McKissic | So. | WR

10-14-13: SBC Special Tms Player of the Week
 10-14-13: CFPA National KR of the Week
 Phil Steele's 1st Team Midseason All-SBC
 Biletnikoff Award Watch List
 1st Team All-Sun Belt Conference
 Athlon Sports 1st Team All-Sun Belt
 CBSSports.com 1st Team All-Sun Belt
 College Sports Madness 1st Team All-Sun Belt
 Lindy's First Team All-Sun Belt
 Phil Steele's 1st Team All-Sun Belt
 Sporting News 1st Team All-Sun Belt



▲ Cliff Mitchell | Sr. | OL

Athlon Sports 2nd Team All-Sun Belt



▲ Allen Muse | Sr. | WR

9-12-13: CFPA Hon. Mention RB of the Week



▲ David Oku | Sr. | RB

Phil Steele's 2nd Team Midseason All-SBC
 Doak Walker Award Watch List
 1st Team All-Sun Belt Conference
 Athlon Sports 1st Team All-Sun Belt
 CBSSports.com 1st Team All-Sun Belt
 College Sports Madness 1st Team All-Sun Belt
 Lindy's 1st Team All-Sun Belt
 Phil Steele's 1st Team All-Sun Belt
 Sporting News 1st Team All-Sun Belt
 Lindy's "Best Interview" in the Sun Belt
 Lindy's No. 7 "Top NFL Talent" in the Sun Belt



▲ Eddie Porter | Sr. | DE

Athlon Sports 2nd Team All-Sun Belt
 College Sports Madness 2nd Team All-Sun Belt
 Phil Steele's 2nd Team Preseason All-Sun Belt



▲ Chris Stone | So. | DE

Athlon Sports 2nd Team All-Sun Belt



▲ Aaron Williams | Sr. | OL

College Sports Madness 1st Team All-Sun Belt
 Lindy's 1st Team All-Sun Belt
 Phil Steele's 1st Team All-Sun Belt



▲ Sterling Young | Jr. | S

11-4-13: SBC Defensive Player of the Week
 Phil Steele's 2nd Team Midseason All-SBC
 1st Team All-Sun Belt Conference
 Sporting News 1st Team All-Sun Belt
 Athlon Sports 2nd Team All-Sun Belt
 Phil Steele's 2nd Team All-Sun Belt



Bryan Harsin, a 13-year coaching veteran at the NCAA FBS level who has coached in 10 bowl games as either an assistant or offensive coordinator, was named the Red Wolves' 29th all-time head football coach on Dec. 12, 2012.

Harsin, a finalist for the 2009 Broyles Award recognizing the top assistant coach in the country, has been associated with two nationally-prominent programs during his rise to A-State's head coach. Working closely with Chris Petersen at Boise State and Mack Brown at Texas, two of the most well-respected coaches in the country, Harsin spent the last seven seasons as an offensive coordinator with the Broncos and Longhorns.

Harsin served the last two seasons as Texas' co-offensive coordinator and quarterbacks coach after spending the previous 10 on the Boise State staff, including the last five as offensive coordinator and quarterbacks coach as well. During his tenure at both schools, he guided offenses that consistently ranked among the nation's best in almost every statistical category.

In his first season at Texas, he had the task of putting a new offense in place with a young group that featured 10 different freshmen and sophomores starting for the Longhorns. Despite its youth, the offense was able to put up over 500 yards of total offense four times and rank 21st nationally in rushing offense with 202.6 yards per game. Harsin helped guide three different starting quarterbacks to 2,360 yards and 12 touchdowns in addition to the offense creating four other passing touchdowns.

His influence on the offense continued to pay dividends for nationally-ranked Texas last season as the Longhorns climbed 31 places to No. 24 in the nation in scoring with 36.1 points per game. Under Harsin's direction, Texas also generated 441 yards total offense per game last year and ranked ninth in the nation in passing efficiency. The Longhorns posted over 400 yards total offense in nine games and scored at least 30 in eight, including a season-high 66 against Ole Miss. Texas' Harsin-coached quarterbacks last season have combined to throw 23 touchdowns and both held a pass efficiency rating that ranked among the top 20 players in the nation.

He was at the helm of the Boise State offense during a five-year period where the Broncos posted a 61-5 record that included two undefeated seasons, which were capped by Fiesta Bowl wins over TCU in 2009 (14-0) and Oklahoma in 2006 (13-0). They reached at least 12 wins in four of his five seasons as coordinator and had three Top 10 finishes, including ranking No. 5/6 in 2006, No. 4/4 in 2009, and No. 10/10 entering the 2010 bowl season. In 2008, they finished just outside the Top 10 at No. 11/13.

In his five seasons as offensive coordinator at Boise State, Harsin's offenses were in the top five nationally in scoring four times, capped by ranking first in 2009 (42.2 ppg) and second in 2010 (45.1 ppg). They also ranked second in 2006 (39.7 ppg), fourth in 2007 (42.4 ppg) and 12th in 2008 (37.6 ppg). In all, Boise State averaged 41.4 ppg during his time as coordinator.

The Broncos ranked in the Top 10 in total offense in three of Harsin's seasons as coordinator and were no lower than 18th in all five of his years, culmi-

nating in 2010 with an average of 521.3 ypg, which set the BSU school record and ranked second nationally. In those five seasons, the Broncos offense averaged 459.9 ypg.

As quarterbacks coach, Harsin guided Kellen Moore into becoming one of the nation's most productive quarterbacks. In 2010, Moore was named first-team All-America by the Football Writers Association of America and became Boise State's first Heisman Trophy finalist. He was also a finalist for the Maxwell Award, Davey O'Brien Award and Manning Award and was named the nation's top quarterback by The Touchdown Club of Columbus.

ESPN.com, SI.com and CBSSports.com named Moore first-team All-America, the Associated Press named him third-team All-America, while he also finished seventh in the 2009 Heisman voting and earned Western Athletic Conference Offensive Player of the Year honors.

In his third season as offensive coordinator, Harsin's 2008 unit was taken over by Moore, who was a redshirt freshman. Moore would compile one of the most outstanding seasons by any Broncos quarterback, finishing the year with a NCAA freshman record 69.4 completion percentage (281-of-405), 25 touchdown passes and just 10 interceptions. He was also named WAC Freshman of the Year.

In Harsin's first season as offensive coordinator, the 2006 Broncos went undefeated and running back Ian Johnson led the country in rushing touchdowns and scoring. He also set a school single-season record with 1,713 yards. He was named to four separate All-America teams and finished eighth in the Heisman Trophy voting.

From 2002-05 Harsin served as tight ends coach at BSU. That unit played a vital role in a Broncos offense that led the nation in scoring twice and finished in the top 10 in scoring in each of those four years. In 2005, four Broncos tight ends combined to catch 27 passes for 298 yards and three touchdowns. In 2004, Harsin helped the tight ends contribute to the top-scoring offense in school history (48.9 ppg).

In his four seasons as tight ends coach and one as a graduate assistant, Boise State had a record of 53-11, making the Broncos record in his 10 seasons there 114-16.

Prior to coaching the tight ends, Harsin was a graduate assistant with the Broncos in 2001. He was a member of the Bronco football team from 1995-1999, earning three varsity letters. He served as Boise State's backup quarterback in 1999 when the team went 10-3 and won the Crucial.com Humanitarian Bowl.

After graduating from Boise State in 2000 with a degree in business management, Harsin entered the coaching profession at Eastern Oregon, coaching running backs and receivers during the 2000 season.

Harsin and his wife, Kes, have two daughters, Devyn Lynn and Dayn Mykena, and a son, Davis. Harsin is a graduate of Capital High School in Boise.

THE HARSIN FILE

Born: November 1, 1976
Wife: Kes
Home Town: Boise, Idaho
Daughters: Devyn Lynn (13), Dayn Mykena (11)
Son: Davis (7)
Alma Mater: Boise State '99

Previous Coaching Experience:

2011-12 Texas (Co-Offensive Coordinator/Quarterbacks coach)
 2006-10 Boise State (Offensive Coordinator/Quarterbacks coach)
 2002-05 Boise State (Tight ends coach)
 2001 Boise State (Graduate Assistant Coach)
 2000 Eastern Oregon (Running backs/Wide receivers coach)

Playing Experience:

Boise State (1995-99)

Bowl Experience:

2011 Holiday Bowl, Texas (coach)
 2010 Las Vegas Bowl, Boise State (coach)
 2009 Fiesta Bowl, Boise State (coach)
 2008 Poinsetta Bowl, Boise State (coach)
 2007 Hawai'i Bowl, Boise State (coach)
 2006 Fiesta Bowl, Boise State (coach)
 2005 MPC Computers Bowl, Boise State (coach)
 2004 Liberty Bowl, Boise State (coach)
 2003 Fort Worth Bowl, Boise State (coach)
 2002 Humanitarian, Boise State (coach)
 1999 Humanitarian, Boise State (player)

2013 ARKANSAS STATE FOOTBALL NOTES: **Alphabetical Roster**

No.	Name	Pos.	Ht.	Wt.	Cl.	Exp	Hometown (previous school)
25	Irving Adams	DB	5-10	189	Fr.	HS	Florence, Ala. (Florence)
41	LaAngelo Albright	LB	5-11	218	Sr.-R	3L	Prattville, Ala. (Prattville)
12	Geoffrey Anderson	DB	5-7	186	Fr.-R	RS	Heber Springs, Ark. (Heber Springs)
22	Brock Barnhill	DB	6-0	201	Jr.-R	1L	Mountain Home, Ark. (Mountain Home)
10	Cameron Birse	QB	6-2	213	Fr.	HS	Danville, Calif. (San Ramon Valley)
77	Dexter Blackmon	DL	6-4	268	Jr.	1L	Selma, Ala. (Coffeyville (Kan.) CC)
73	Travis Bodenstein	OL	6-4	308	So.-R	RS	Springdale, Ark. (Kansas)
80	William Boyd	WR	6-1	202	Jr.-R	1L	Cave City, Ark. (Cave City)
	Brandon Brockman						
10	Artez Brown	DB	6-0	180	Jr.	2L	Newport, Ark. (Newport)
33	Darius Buckley	LB	5-10	224	Jr.-R	1L	Memphis, Tenn. (Lambuth)
11	Phillip Butterfield	QB	6-2	216	Sr.-R	3L	Lake Hamilton, Ark. (Lake Hamilton)
59	Jake Campbell	OL	6-6	331	Sr.-R	3L	Belleville, Ill. (Belleville East)
47	Jason Card	LB	6-0	223	Jr.	1L	Memphis, Tenn. (Ridgeway)
98	Ryan Carrethers	DL	6-2	330	Sr.-R	3L	Nashville, Tenn. (Brentwood Academy)
79	Jemar Clark	OL	6-6	304	Fr.-R	RS	McCrary, Ark. (McCrary)
31	Chris Clinard	DB	6-0	206	Jr.	SQ	Springdale, Ark. (Evangel)
95	Lamarcus Cole	DL	6-2	230	Fr.-R	RS	Little Rock, Ark. (Hall)
5	Kyle Coleman	DB	6-1	228	Jr.	2L	Pine Bluff, Ark. (Watson Chapel)
	Zach Chrisler	DB	5-11	180	Fr.	HS	Walnut Ridge, Ark. (Walnut Ridge)
30	Kelsey Collins	DB	5-7	163	Jr.-R	2L	Pine Bluff, Ark. (Pine Bluff)
20	Brandon Cox	WR	5-8	167	Fr.	HS	Conway, Ark. (Conway)
28	Kendrick Daniels	RB	5-7	158	Fr.-R	RS	Sulphur Springs, Texas (Sulphur Springs)
2	Brian Davis	K	5-11	186	Sr.	3L	Brentwood, Tenn. (Brentwood)
97	Amos Draper	DL	6-3	266	Sr.-R	3L	Tanner, Ala. (Tanner)
93	Darius Dunaway	DL	6-5	259	Sr.-R	3L	Monroe, La. (Carroll)
45	Ryan Eustace	DS	5-11	190	Fr.-R	RS	Powder Springs, Ga. (Harrison)
15	Luke Ferguson	P/K	6-0	210	So.	1L	Jonesboro, Ark. (Jonesboro)
	J.T. Finley	DS	5-10	232	Fr.-R	RS	Fayetteville, Ark. (Fayetteville)
4	R.J. Fleming	WR	5-9	180	Sr.	3L	Natchez, Miss. (Trinity Episcopal Day School)
46	Christian Flewellen	TE	5-11	230	Fr.-R	RS	Duncanville, Texas (Duncanville)
38	Jeremy Fulcher	DB	6-0	178	Fr.	HS	Dallas, Texas (Woodrow Wilson)
53	Ben Gallagher	LB	6-0	200	Fr.	HS	Kansas City, Mo. (Pembroke)
96	John Gandy	DL	6-0	260	Sr.	1L	Houston, Texas (Blinn (Texas) College)
68	Bryce Giddens	OL	5-11	300	So.	1L	Moultrie, Ga. (Colquitt County)
8	Charleston Girley	DB	6-0	196	So.-R	1L	Pine Bluff, Ark. (Dollarway)
34	Michael Gordon	RB	5-9	187	So.	1L	Camden, Miss. (Velma Jackson)
58	Tyler Greve	OL	6-4	301	Jr.-R	2L	Jonesboro, Ark. (Jonesboro)
19	Darion Griswold	TE	6-5	264	So.-R	1L	Dumas, Ark. (Dumas)
17	Jamaris Hart	DB	5-9	163	Fr.	HS	Florence, Ala. (Florence)
60	Steven Haunga	OL	6-2	317	Sr.-R	1L	Richmond, Calif. (College of the Canyons (CA))
3	Rocky Hayes	DB	5-11	177	So.	1L	Heflin, Ala. (Cleburne County)
52	Quanterio Heath	LB	6-2	210	Fr.-R	RS	Rison, Ark. (Rison)
	Tyler Hestand	OL	6-4	310	Fr.	HS	Paragould, Ark. (Paragould)
88	Jonah Hill	TE	6-3	241	Fr.	HS	Springfield, Mo. (Hillcrest)
8	Stephen Hogan	QB	6-4	210	So.-R	1L	Greenwood, Ark. (Greenwood)
43	Hunter Holmes	P	6-5	177	Fr.	HS	Dallas, Texas (The Gunnery)
	Chris Hooks	OL	6-3	240	Fr.	HS	Stuttgart, Ark. (Stuttgart)
15	Tres Houston	WR	6-2	188	So.-R	RS	College Park, Ga. (Northeast Mississippi CC)
29	Chris Humes	DB	5-11	207	So.	1L	Hoover, Ala. (Spain Park)
27	Money Hunter	DB	6-1	193	Fr.	HS	Prosper, Texas (Prosper)
61	Colton Jackson	OL	6-4	276	Fr.-R	RS	Ozark, Ark. (Ozark)
6	Frankie Jackson	DB	5-10	198	Jr.-R	2L	Baton Rouge, La. (Capitol)
32	Ryan Jacobs	DB	6-0	191	Jr.-R	1L	Evans, Ga. (Greenbrier)
13	Colin Janice	DB	5-11	151	Fr.	HS	Orange, Texas (West Orange-Stark)
35	Mark Johnson	LB	6-2	180	Fr.	HS	Prescott, Ark. (Prescott)
40	Ja'Von Jones	DE	6-2	224	Fr.	HS	Mesquite, Texas (Mesquite)

2013 ARKANSAS STATE FOOTBALL NOTES: **Alphabetical Roster**

No.	Name	Pos.	Ht.	Wt.	Cl.	Exp	Hometown (previous school)
7	Julian Jones	WR	6-0	202	Sr.-R	3L	Germantown, Tenn. (Germantown)
4	Paul Jones	P	6-2	205	So.-R	TR	Ballarat, Australia (Virginia Union University)
	Skyler Jones	OL	6-4	290	Fr.	HS	Paragould, Ark. (Greene County Tech)
5	Adam Kennedy	QB	6-5	224	Sr.	TR	Elk Grove, Calif. (Utah State)
9	Fredi Knighten	QB	5-11	189	So.	1L	Little Rock, Ark. (Pulaski Academy)
82	Warren Leapheart	TE	6-5	242	Fr.-R	RS	Morrilton, Ark. (Morrilton)
81	Carl Lee Jr.	WR	6-2	202	Fr.	HS	Mobile, Ala. (McGill-Toolen)
48	Qushaun Lee	LB	5-11	247	Jr.-R	2L	Prattville, Ala. (Prattville)
85	Justin Lovell	WR	6-2	213	Fr.-R	RS	Newark, Ark. (Cedar Ridge)
89	Taylor Mason	WR	6-0	178	So.-R	1L	Jonesboro, Ark. (Valley View)
99	Jabari Mathieu	DE	6-2	237	Jr.	TR	Gardena, Calif. (El Camino (CA) College)
75	Robert Maxwell	OL	6-3	283	Fr.-R	RS	Little Rock, Ark. (Parkview)
18	Booker Mays	WR	5-10	170	Fr.-R	RS	Pine Bluff, Ark. (Dollarway)
1	Carlos McCants	WR	5-11	198	Sr.-R	3L	Mobile, Ala. (LeFlore)
23	J.D. McKissic	WR	5-11	193	So.-R	1L	Phenix City, Ala. (Central)
63	Cliff Mitchell	OL	6-5	284	Sr.-R	3L	Jasper, Texas (Jasper)
74	Devin Mondie	OL	6-5	291	Fr.-R	RS	Olive Branch, Miss. (Olive Branch)
86	Jerry Moorehead	TE	6-4	209	Fr.	HS	Camden Ark. (Camden Fairview)
76	Austin Moreton	OL	6-1	318	Fr.-R	RS	Fort Smith, Ark. (Southside)
17	Allen Muse	WR	6-4	226	Sr.	3L	Leesville, La. (Leesville)
90	Chris Odom	DE	6-3	234	Fr.	HS	Arlington, Texas (Martin)
25	David Oku	RB	5-10	202	Sr.	1L	Midwest City, Okla. (Tennessee)
51	Cade Oliver	DS	6-3	220	Sr.-R	1L	Mansfield, Texas (Kilgore (TX) JC)
94	Markel Owens	DL	6-2	303	Jr.-R	2L	Jackson, Tenn. (Liberty Tech)
84	Dijon Paschal	WR	6-1	196	Fr.	HS	Tallasse, Ala. (Tallasse)
	Noah Pearl	RB	5-11	159	Jr.	TR	Kansas City, Mo. (Univ. of South Dakota)
36	Kejuan Peque	DB	5-9	179	Fr.	HS	Ashdown, Ark. (Ashdown)
37	Eddie Porter	DE	6-3	252	Sr.	1L	Woodlands, Texas (Blinn (TX) College)
87	Kenneth Rains	TE	6-4	260	Jr.-R	2L	Hot Springs, Ark. (Lake Hamilton)
12	Chandler Rogers	QB	6-2	206	Jr.	TR	Brookhaven, Miss. (Copiah-Lincoln (MS) CC)
92	Darrius Rosser	DL	6-3	284	Fr.-R	RS	Marion, Ark. (Marion)
3	Patrick Ryan	WR	6-1	176	Jr.-R	RS	Springdale, Ark. (Shiloh Christian)
83	Dexter Samuel	TE	6-2	225	Sr.-R	1L	Hampton, Ark. (Hampton)
91	Hunter Shantz	DL	6-3	219	Fr.-R	RS	Cape Girardeau, Mo. (Cape Central)
50	Brad Shearin	LB	6-0	235	So.	TR	Jonesboro, Ark. (Univ. of Arkansas)
14	Dezmond Stegall	DB	6-1	219	Fr.-R	RS	Searcy, Ark. (Searcy)
71	Steven Stevens	OL	6-4	296	So.-R	1L	Bay Minette, Ala. (Baldwin County)
42	Chris Stone	DE	6-3	252	So.-R	1L	Daleville, Ala. (Daleville)
14	Sterling Stowers	QB	5-10	198	Fr.	HS	Hardy, Ark. (Highland)
70	Clifford Thomas	OL	6-2	280	Fr.	HS	Marion, Ark. (Marion)
21	Sirgregory Thornton	RB	5-11	215	Sr.	3L	Memphis, Tenn. (Germantown)
24	Andrew Tryon	DB	5-10	180	Jr.-R	2L	Little Rock, Ark. (Russellville)
16	TeDarius Turner	DB	5-8	166	So.-R	1L	Memphis, Tenn. (Cordova)
72	Brennan Tutor	OL	6-4	269	Jr.	TR	Pontotoc, Miss. (Itawamba (MS) CC)
43	Raziel Valgis	DB	5-11	203	So.	TR	El Paso, Texas (Harding University)
39	Marquis Walker	DB	5-11	183	Fr.	RS	Rison, Ark. (Rison)
44	Trent Waters	LB	6-0	220	Fr.	HS	Knoxville, Tenn. (Bearden)
	C.J. Watson	DL	6-0	243	Fr.-R	RS	Monticello, Ark. (Warren)
	Allen Wesley	LB	6-3	220	Fr.-RS	RS	Little Rock, Ark. (JA Fair)
78	Adam Whalen	OL	6-6	250	Fr.	HS	Lancaster, Calif. (Eastside)
30	Johnston White	RB	5-11	180	Fr.	HS	Covington, Tenn. (Covington)
67	Aaron Williams	OL	6-5	320	Sr.-R	1L	Moss Point, Miss. (Ariz. Western College)
26	DeKeathan Williams	DB	6-1	212	Fr.-R	RS	West Helena, Ark. (Central)
55	Xavier Woodson	LB	6-1	214	Fr.	HS	Eufaula, Ala. (Eufaula)
69	Alan Wright	OL	6-2	307	Jr.-R	2L	Cave City, Ark. (Cave City)
57	Troy Wyche	LB	5-11	211	Fr.	HS	Riverdale, Ga. (Riverdale)
11	Sterling Young	DB	6-2	193	Jr.-R	2L	Hoover, Ala. (Hoover)

2013 ARKANSAS STATE FOOTBALL NOTES: Numerical Roster

No.	Name	Pos.	Ht.	Wt.	Cl.	Exp	Hometown (previous school)
1	Carlos McCants	WR	5-11	198	Sr.-R	3L	Mobile, Ala. (LeFlore)
2	Brian Davis	K	5-11	186	Sr.	3L	Brentwood, Tenn. (Brentwood)
3	Rocky Hayes	DB	5-11	177	So.	1L	Heflin, Ala. (Cleburne County)
3	Patrick Ryan	WR	6-1	176	Jr.-R	RS	Springdale, Ark. (Shiloh Christian)
4	R.J. Fleming	WR	5-9	180	Sr.	3L	Natchez, Miss. (Trinity Episcopal Day School)
4	Paul Jones	P	6-2	205	So.-R	TR	Ballarat, Australia (Virginia Union University)
5	Kyle Coleman	DB	6-1	228	Jr.	2L	Pine Bluff, Ark. (Watson Chapel)
5	Adam Kennedy	QB	6-5	224	Sr.	TR	Elk Grove, Calif. (Utah State)
6	Frankie Jackson	DB	5-10	198	Jr.-R	2L	Baton Rouge, La. (Capitol)
7	Julian Jones	WR	6-0	202	Sr.-R	3L	Germantown, Tenn. (Germantown)
8	Charleston Girley	DB	6-0	196	So.-R	1L	Pine Bluff, Ark. (Dollarway)
8	Stephen Hogan	QB	6-4	210	So.-R	1L	Greenwood, Ark. (Greenwood)
9	Fredi Knighten	QB	5-11	189	So.	1L	Little Rock, Ark. (Pulaski Academy)
10	Cameron Birse	QB	6-2	213	Fr.	HS	Danville, Calif. (San Ramon Valley)
10	Artez Brown	DB	6-0	180	Jr.	2L	Newport, Ark. (Newport)
11	Phillip Butterfield	QB	6-2	216	Sr.-R	3L	Lake Hamilton, Ark. (Lake Hamilton)
11	Sterling Young	DB	6-2	193	Jr.-R	2L	Hoover, Ala. (Hoover)
12	Geoffrey Anderson	DB	5-7	186	Fr.-R	RS	Heber Springs, Ark. (Heber Springs)
12	Chandler Rogers	QB	6-2	206	Jr.	TR	Brookhaven, Miss. (Copiah-Lincoln (MS) CC)
13	Colin Janice	DB	5-11	151	Fr.	HS	Orange, Texas (West Orange-Stark)
14	Dezmond Stegall	DB	6-1	219	Fr.-R	RS	Searcy, Ark. (Searcy)
14	Sterling Stowers	QB	5-10	198	Fr.	HS	Hardy, Ark. (Highland)
15	Luke Ferguson	P/K	6-0	210	So.	1L	Jonesboro, Ark. (Jonesboro)
15	Tres Houston	WR	6-2	188	So.-R	RS	College Park, Ga. (Northeast Mississippi CC)
16	TeDarius Turner	DB	5-8	166	So.-R	1L	Memphis, Tenn. (Cordova)
17	Jamaris Hart	DB	5-9	163	Fr.	HS	Florence, Ala. (Florence)
17	Allen Muse	WR	6-4	226	Sr.	3L	Leesville, La. (Leesville)
18	Booker Mays	WR	5-10	170	Fr.-R	RS	Pine Bluff, Ark. (Dollarway)
19	Darion Griswold	TE	6-5	264	So.-R	1L	Dumas, Ark. (Dumas)
20	Brandon Cox	WR	5-8	167	Fr.	HS	Conway, Ark. (Conway)
21	Sirgregory Thornton	RB	5-11	215	Sr.	3L	Memphis, Tenn. (Germantown)
22	Brock Barnhill	DB	6-0	201	Jr.-R	1L	Mountain Home, Ark. (Mountain Home)
23	J.D. McKissic	WR	5-11	193	So.-R	1L	Phenix City, Ala. (Central)
24	Andrew Tryon	DB	5-10	180	Jr.-R	2L	Little Rock, Ark. (Russellville)
25	Irving Adams	DB	5-10	189	Fr.	HS	Florence, Ala. (Florence)
25	David Oku	RB	5-10	202	Sr.	1L	Midwest City, Okla. (Tennessee)
26	DeKeathan Williams	DB	6-1	212	Fr.-R	RS	West Helena, Ark. (Central)
27	Money Hunter	DB	6-1	193	Fr.	HS	Prosper, Texas (Prosper)
28	Kendrick Daniels	RB	5-7	158	Fr.-R	RS	Sulphur Springs, Texas (Sulphur Springs)
29	Chris Humes	DB	5-11	207	So.	1L	Hoover, Ala. (Spain Park)
30	Kelsey Collins	DB	5-7	163	Jr.-R	2L	Pine Bluff, Ark. (Pine Bluff)
30	Johnston White	RB	5-11	180	Fr.	HS	Covington, Tenn. (Covington)
31	Chris Clinard	DB	6-0	206	Jr.	SQ	Springdale, Ark. (Evangel)
32	Ryan Jacobs	DB	6-0	191	Jr.-R	1L	Evans, Ga. (Greenbrier)
33	Darius Buckley	LB	5-10	224	Jr.-R	1L	Memphis, Tenn. (Lambuth)
34	Michael Gordon	RB	5-9	187	So.	1L	Camden, Miss. (Velma Jackson)
35	Mark Johnson	LB	6-2	180	Fr.	HS	Prescott, Ark. (Prescott)
36	Kejuan Peque	DB	5-9	179	Fr.	HS	Ashdown, Ark. (Ashdown)
37	Eddie Porter	DE	6-3	252	Sr.	1L	Woodlands, Texas (Blinn (TX) College)
38	Jeremy Fulcher	DB	6-0	178	Fr.	HS	Dallas, Texas (Woodrow Wilson)
39	Marquis Walker	DB	5-11	183	Fr.	RS	Rison, Ark. (Rison)
40	Ja'Von Jones	DE	6-2	224	Fr.	HS	Mesquite, Texas (Mesquite)
41	LaAngelo Albright	LB	5-11	218	Sr.-R	3L	Prattville, Ala. (Prattville)
42	Chris Stone	DE	6-3	252	So.-R	1L	Daleville, Ala. (Daleville)
43	Hunter Holmes	P	6-5	177	Fr.	HS	Dallas, Texas (The Gunnery)
43	Raziel Valgis	DB	5-11	203	So.	TR	El Paso, Texas (Harding University)
44	Trent Waters	LB	6-0	220	Fr.	HS	Knoxville, Tenn. (Bearden)

2013 ARKANSAS STATE FOOTBALL NOTES: Numerical Roster

No.	Name	Pos.	Ht.	Wt.	Cl.	Exp	Hometown (previous school)
45	Ryan Eustace	DS	5-11	190	Fr.-R	RS	Powder Springs, Ga. (Harrison)
46	Christian Flewellen	TE	5-11	230	Fr.-R	RS	Duncanville, Texas (Duncanville)
47	Jason Card	LB	6-0	223	Jr.	1L	Memphis, Tenn. (Ridgeway)
48	Qushaun Lee	LB	5-11	247	Jr.-R	2L	Prattville, Ala. (Prattville)
50	Brad Shearin	LB	6-0	235	So.	TR	Jonesboro, Ark. (Univ. of Arkansas)
51	Cade Oliver	DS	6-3	220	Sr.-R	1L	Mansfield, Texas (Kilgore (TX) JC)
52	Quanterio Heath	LB	6-2	210	Fr.-R	RS	Rison, Ark. (Rison)
53	Ben Gallagher	LB	6-0	200	Fr.	HS	Kansas City, Mo. (Pembroke)
55	Xavier Woodson	LB	6-1	214	Fr.	HS	Eufaula, Ala. (Eufaula)
57	Troy Wyche	LB	5-11	211	Fr.	HS	Riverdale, Ga. (Riverdale)
58	Tyler Greve	OL	6-4	301	Jr.-R	2L	Jonesboro, Ark. (Jonesboro)
59	Jake Campbell	OL	6-6	331	Sr.-R	3L	Belleville, Ill. (Belleville East)
60	Steven Haunga	OL	6-2	317	Sr.-R	1L	Richmond, Calif. (College of the Canyons (CA))
61	Colton Jackson	OL	6-4	276	Fr.-R	RS	Ozark, Ark. (Ozark)
63	Cliff Mitchell	OL	6-5	284	Sr.-R	3L	Jasper, Texas (Jasper)
67	Aaron Williams	OL	6-5	320	Sr.-R	1L	Moss Point, Miss. (Ariz. Western College)
68	Bryce Giddens	OL	5-11	300	So.	1L	Moultrie, Ga. (Colquitt County)
69	Alan Wright	OL	6-2	307	Jr.-R	2L	Cave City, Ark. (Cave City)
70	Clifford Thomas	OL	6-2	280	Fr.	HS	Marion, Ark. (Marion)
71	Steven Stevens	OL	6-4	296	So.-R	1L	Bay Minette, Ala. (Baldwin County)
72	Brennan Tutor	OL	6-4	269	Jr.	TR	Pontotoc, Miss. (Itawamba (MS) CC)
73	Travis Bodenstein	OL	6-4	308	So.-R	RS	Springdale, Ark. (Kansas)
74	Devin Mondie	OL	6-5	291	Fr.-R	RS	Olive Branch, Miss. (Olive Branch)
75	Robert Maxwell	OL	6-3	283	Fr.-R	RS	Little Rock, Ark. (Parkview)
76	Austin Moreton	OL	6-1	318	Fr.-R	RS	Fort Smith, Ark. (Southside)
77	Dexter Blackmon	DL	6-4	268	Jr.	1L	Selma, Ala. (Coffeyville (Kan.) CC)
78	Adam Whalen	OL	6-6	250	Fr.	HS	Lancaster, Calif. (Eastside)
79	Jemar Clark	OL	6-6	304	Fr.-R	RS	McCrary, Ark. (McCrary)
80	William Boyd	WR	6-1	202	Jr.-R	1L	Cave City, Ark. (Cave City)
81	Carl Lee Jr.	WR	6-2	202	Fr.	HS	Mobile, Ala. (McGill-Toolen)
82	Warren Leapheart	TE	6-5	242	Fr.-R	RS	Morrilton, Ark. (Morrilton)
83	Dexter Samuel	TE	6-2	225	Sr.-R	1L	Hampton, Ark. (Hampton)
84	Dijon Paschal	WR	6-1	196	Fr.	HS	Tallassee, Ala. (Tallassee)
85	Justin Lovell	WR	6-2	213	Fr.-R	RS	Newark, Ark. (Cedar Ridge)
86	Jerry Moorehead	TE	6-4	209	Fr.	HS	Camden Ark. (Camden Fairview)
87	Kenneth Rains	TE	6-4	260	Jr.-R	2L	Hot Springs, Ark. (Lake Hamilton)
88	Jonah Hill	TE	6-3	241	Fr.	HS	Springfield, Mo. (Hillcrest)
89	Taylor Mason	WR	6-0	178	So.-R	1L	Jonesboro, Ark. (Valley View)
90	Chris Odom	DE	6-3	234	Fr.	HS	Arlington, Texas (Martin)
91	Hunter Shantz	DL	6-3	219	Fr.-R	RS	Cape Girardeau, Mo. (Cape Central)
92	Darrius Rosser	DL	6-3	284	Fr.-R	RS	Marion, Ark. (Marion)
93	Darius Dunaway	DL	6-5	259	Sr.-R	3L	Monroe, La. (Carroll)
94	Markel Owens	DL	6-2	303	Jr.-R	2L	Jackson, Tenn. (Liberty Tech)
95	Lamarcus Cole	DL	6-2	230	Fr.-R	RS	Little Rock, Ark. (Hall)
96	John Gandy	DL	6-0	260	Sr.	1L	Houston, Texas (Blinn (Texas) College)
97	Amos Draper	DL	6-3	266	Sr.-R	3L	Tanner, Ala. (Tanner)
98	Ryan Carrethers	DL	6-2	330	Sr.-R	3L	Nashville, Tenn. (Brentwood Academy)
99	Jabari Mathieu	DE	6-2	237	Jr.	TR	Gardena, Calif. (El Camino (CA) College)
	Zach Chrisler	DB	5-11	180	Fr.	HS	Walnut Ridge, Ark. (Walnut Ridge)
	J.T. Finley	DS	5-10	232	Fr.-R	RS	Fayetteville, Ark. (Fayetteville)
	Brandon Brockman						
	Tyler Hestand	OL	6-4	310	Fr.	HS	Paragould, Ark. (Paragould)
	Chris Hooks	OL	6-3	240	Fr.	HS	Stuttgart, Ark. (Stuttgart)
	Skyler Jones	OL	6-4	290	Fr.	HS	Paragould, Ark. (Greene County Tech)
	Noah Pearl	RB	5-11	159	Jr.	TR	Kansas City, Mo. (Univ. of South Dakota)
	C.J. Watson	DL	6-0	243	Fr.-R	RS	Monticello, Ark. (Warren)
	Allen Wesley	LB	6-3	220	Fr.-R	RS	Little Rock, Ark. (JA Fair)

ARKANSAS STATE FOOTBALL DEPTH CHART

(as of Nov. 18, 2013)

OFFENSE

LEFT TACKLE67, Aaron Williams (6-5, 320, Sr.-R, 1L) 79, Jemar Clark (6-6, 304, Fr.-R, RS)	
LEFT GUARD60, Steven Haunga (6-3, 317, Sr.-R, 1L) 74, Devin Mondie (6-5, 291, Fr.-R, RS)	
CENTER68, Bryce Giddens (6-0, 300, So., 1L) 58, Tyler Greve (6-4, 301, Jr.-R, 2L) OR 76, Austin Moreton (6-1, 318, Fr.-R, RS)	
RIGHT GUARD63, Cliff Mitchell (6-5, 284, Sr.-R, 3L) 69, Alan Wright (6-2, 307, Jr.-R, 2L)	
RIGHT TACKLE61, Colton Jackson (6-4, 276, Fr.-R, RS) 59, Jacob Campbell (6-6, 331, Sr.-R, 3L)	
QUARTERBACK5, Adam Kennedy (6-5, 224, Sr., TR) 11, Phillip Butterfield (6-2, 216, Sr.-R, 3L) OR 9, Fredi Knighten (5-11, 189, So., 1L)	
RUNNING BACK ...34, Michael Gordon (5-8, 187, So., 1L) OR 25, David Oku (5-10, 202, Sr., 1L) 21, Sirgregory Thornton (5-11, 215, Sr., 3L)	
TIGHT END19, Darion Griswold (6-4, 264, So.-R, 1L) OR 87, Kenneth Rains (6-4, 260, Jr.-R, 2L) 82, Warren Leapheart (6-5, 242, Fr.-R, RS)	
WR (H)23, J.D. McKissic (5-11, 193, So.-R, 1L) 4, R.J. Fleming (5-9, 180, Sr., 3L)	
WR (Z)17, Allen Muse (6-4, 226, Sr., 3L) 1, Carlos McCants (5-11, 198, Sr.-R, 3L)	
WR (X)7, Julian Jones (6-0, 202, Sr., 3L) 15, Tres Houston (6-2, 188, So.-R, RS)	

DEFENSE

DEFENSIVE END ...37, Eddie Porter (6-2, 252, Sr., 1L) 90, Chris Odom (6-3, 234, Fr., HS)	
NOSE TACKLE98, Ryan Carrethers (6-2, 330, Sr.-R, 3L) 77, Dexter Blackmon (6-4, 268, Jr., 1L) 94, Markel Owens (6-2, 303, Jr.-R, 2L)	
DEFENSIVE TACKLE ...97, Amos Draper (6-3, 266, Sr.-R, 3L) OR 92, Darrius Rosser (6-3, 284, Fr.-R, RS) 93, Darius Dunaway (6-6, 259, Sr.-R, 3L)	
DEFENSIVE END ...42, Chris Stone (6-3, 252, So.-R, 1L) 96, John Gandy (6-0, 260, Sr., 1L)	
STINGER LB5, Kyle Coleman (6-1, 228, Jr., 2L) 52, Quanterio Heath (6-2, 210, Fr.-R, RS) OR 55, Xavier Woodson (6-1, 214, Fr., HS)	
MIKE LB48, Qushaun Lee (5-11, 247, Jr.-R, 2L) 41, LaAngelo Albright (5-11, 218, Sr.-R, 3L) 33, Darius Buckley (5-10, 224, Jr.-R, 1L)	
WOLF6, Frankie Jackson (5-9, 198, Jr.-R, 2L) 8, Charleston Girley (6-0, 196, So.-R, 1L) 26, DeKeathan Williams (6-1, 212, Fr.-R, RS)	
CORNERBACK10, Artez Brown (6-0, 180, Jr., 2L) 16, TeDarius Turner (5-8, 166, So.-R, 1L)	
ROVER27, Money Hunter (6-1, 193, Fr., HS) OR 29, Chris Humes (6-0, 207, So., 1L)	
FREE SAFETY11, Sterling Young (6-2, 193, Jr.-R, 2L) 43, Raziel Valgis (6-0, 203, So., TR) OR 38, Jeremy Fulcher (5-11, 178, Fr., HS)	
CORNERBACK3, Rocky Hayes (5-11, 177, So. 1L) 24, Andrew Tryon (5-10, 180, Jr.-R, 2L)	

SPECIAL TEAMS

PLACEKICKER2, Brian Davis (5-11, 186, Sr., 3L) 15, Luke Ferguson (6-0, 210, So., 1L)	
PUNTER15, Luke Ferguson (6-0, 210, So., 1L) OR 4, Paul Jones (6-2, 205, So.-R, TR)	
KICKOFF RETURN ...23, J.D. McKissic (5-11, 193, So.-R, 1L) 7, Julian Jones (6-0, 202, Sr., 3L)	
PUNT RETURN23, J.D. McKissic (5-11, 193, So.-R, 1L) 4, R.J. Fleming (5-9, 180, Sr., 3L) OR 3, Rocky Hayes (5-11, 177, So., 1L)	
DEEP SNAPPER51, Cade Oliver (6-2, 220, Sr.-R, 1L) 45, Ryan Eustace (5-10, 190, Fr.-R, RS)	
HOLDER8, Stephen Hogan (6-4, 210, So.-R, 1L)	

A-STATE FOOTBALL PRONUNCIATION GUIDE

LaAngelo Albright.....Luh-ANGELO	Devin Mondie.....MAHN-Dee
Travis BodensteinBode-In-STYNE	Allen Muse.....MUCE
Ryan Eustace.....YOU-Stuss	David Oku.....Oh-KOO
Steven Haunga.....HONG-uh	Markel Owens.....MAHR-Kell
Tres HoustonTrez	Kejuan Peque.....KEY-Whan PEAK
Colin JaniceJAN-iss	Raziel ValgisRah-ZEEL Val-Jez
Qushaun LeeQUH-shawn	Marquis WalkerMahr-KEECE
Justin LovellLuv-UL	
Jabari MathieuMATH-You	

2013 ARKANSAS STATE FOOTBALL NOTES: Career Highs (Offense)

#1 CARLOS McCANTS, WR, SR.

Receptions5 vs. Northern Illinois (1-8-12)
Receiving Yards50 vs. Louisiana-Monroe (9-18-10)
Longest Reception54 vs. Alcorn State (9-22-12)
Receiving Touchdowns1 at Oregon (9-1-12)

#2 BRIAN DAVIS, K, SR.

Extra Point Attempts9 vs. UAPB (8-31-13)
Extra Points Made8, twice (last vs. UAPB (8-31-13)
Field Goals Attempted6 vs. UCA (9-24-11)
Field Goals Made6 vs. UCA (9-24-11)
Longest Field Goal50 at South Alabama (11-2-13)
Points Scored23 vs. UCA (9-24-11)

#4 R.J. FLEMING, WR, SR.

Receptions8 at WKU (10-1-11)
Receiving Yards55 vs. Western Kentucky (11-13-10)
Longest Reception28 vs. Idaho (10-12-13)
Rushes3 vs. Louisville (10-2-10)
Rushing Yards24 vs. Louisville (10-2-10)
Longest Rush17 vs. Louisville (10-2-10)
Kickoff Returns3 at ULM (10-8-11)
Longest Kickoff Return81 at Navy (11-20-10)
Punt Returns2 vs. UAPB (8-31-13)
Punt Return Yards8 vs. UAPB (8-31-13)
Longest Punt Return8 vs. UAPB (8-31-13)

#4 PAUL JONES, P, FR.

Punts5 at South Alabama (11-2-13)
Punt Yards181 at South Alabama (11-2-13)
Punt Average46.7 at Missouri (9-28-13)
Longest Punt54 at Louisiana-Monroe (11-9-13)
Punts Inside 203 vs. UL Lafayette (10-22-13)

#5, ADAM KENNEDY, QB, SR.

Pass Attempts46 at Missouri (9-28-13)
Completions37 at Missouri (9-28-13)
Passing Yards375 vs. Idaho (10-12-13)
Longest Pass80 vs. Idaho (10-12-13)
Passing Touchdowns4 vs. Idaho (10-12-13)
Rush Attempts22 at Louisiana-Monroe (11-9-13)
Rushing Yards102 at Louisiana-Monroe (11-9-13)
Rushing Touchdowns2 at Louisiana-Monroe (11-9-13)
Longest Rush28 at Auburn (9-7-13)

#7, JULIAN JONES, WR, SR.

Receptions10 at Missouri (9-28-13)
Receiving Yards136 at Missouri (9-28-13)
Longest Reception80 vs. Idaho (10-12-13)
Receiving Touchdowns1, 10 times (last vs. Idaho, 10-12-13)
Kickoff Returns3 at South Alabama (11-2-13)
Kickoff Return Yards61 at South Alabama (11-2-13)
Longest Kickoff Return25 at Auburn (9-7-13)

#9 FREDI KNIGHTEN, QB, SO.

Pass Attempts8 at South Alabama (11-2-13)
Completions6 at South Alabama (11-2-13)
Passing Yards40 vs. Alcorn State (9-22-12)
Longest Pass33 vs. Alcorn State (9-22-12)
Passing Touchdowns1, twice (last at Memphis, 9-21-13)
Rushes10 at South Alabama (11-2-13)
Rushing Yards101 vs. UAPB (8-31-13)
Longest Rush79 vs. UAPB (8-31-13)
Rushing Touchdowns2 vs. UAPB (8-31-13)

#11, PHILLIP BUTTERFIELD, QB, SR.

Pass Attempts7 at Auburn (9-4-10)
Completions5 at Auburn (9-4-10)
Passing Yards45 at Auburn (9-4-10)
Longest Pass33 vs. Middle Tennessee (11-2-10)
Passing Touchdowns1 vs. Middle Tennessee (11-2-10)
Rushes8 vs. Louisiana-Monroe (9-18-10)
Rushing Yards49 vs. Louisiana-Monroe (9-18-10)
Longest Rush23 vs. Louisiana-Monroe (9-18-10)
Rushing Touchdowns1 vs. Louisiana-Monroe (9-18-10)
Total Offense50 vs. Middle Tennessee (11-2-10)

#15 LUKE FERGUSON, K/P, SO.

Punts5 at Memphis (9-21-13)
Punt Yards231 at Memphis (9-21-13)
Punt Average49.0 at Auburn (9-7-13)
Longest Punt63 vs. Troy (9-12-13)
Punts Inside 202, twice (last vs. UL Lafayette, 10-22-13)

#15, TRES HOUSTON, WR, SO.

Receptions3 vs. Troy (9-12-13)
Receiving Yards12 vs. Troy (9-12-13)
Longest Reception9 at Auburn (9-7-13)

#17, ALLEN MUSE, WR, SR.

Receptions8 at Navy (11-20-10)
Receiving Yards158 vs. Troy (9-12-13)
Longest Reception61, twice (last at Louisiana-Lafayette, 9-11-10)
Receiving Touchdowns2 vs. Louisville (10-2-10)

#19 DARION GRISWOLD, TE, SO.

Receptions5, twice (last vs. Idaho, 10-12-13)
Receiving Yards89 vs. Idaho (10-12-13)
Longest Reception37 vs. Idaho (10-12-13)
Receiving Touchdowns2 vs. Idaho (10-12-13)

#21 SIRGREGORY THORNTON, RB, SR.

Rushes17 at Louisiana-Monroe (11-9-13)
Rushing Yards112 vs. UAPB (8-31-13)
Longest Rush40 vs. Memphis (9-10-11)
Rushing Touchdowns2 vs. UAPB (8-31-13)
Receptions4 at Indiana (10-16-10)
Receiving Yards54 at Indiana (10-16-10)
Longest Reception22 at Indiana (10-16-10)
Receiving Touchdowns1 at Indiana (10-16-10)

#23 J.D. McKISSIC, WR, SO.

Receptions15, J.D. McKissic at Missouri (9-28-13)
Receiving Yards138 at Troy (11-17-12)
Longest Reception74 at Florida International (10-4-12)
Receiving Touchdowns1, eight times (last vs. Texas State, 11-16-13)
Rushes4 at Missouri (9-28-13)
Rushing Yards36 at Missouri (9-28-13)
Longest Rush32 at Missouri (9-28-13)
Rushing Touchdowns1 vs. UAPB (8-31-13)
Kickoff Returns3 at Memphis (9-21-13)
Kickoff Return Yards125 vs. Idaho (10-12-13)
Longest Kickoff Return38 at Memphis (9-21-13)
Punt Returns5 vs. Idaho (10-12-13)
Punt Return Yards48 vs. Idaho (10-12-13)
Longest Punt Return43 vs. Texas State (11-16-13)

#25 DAVID OKU, RB, SR.

Rushes25 vs. Memphis (9-8-12)
Rushing Yards131 vs. ULM (11-8-12)
Longest Rush40 at Troy (11-17-12)
Rushing Touchdowns3, twice (last vs. ULM, 11-8-12)
Receptions6 at Auburn (9-7-13)
Receiving Yards70 at Auburn (9-7-13)
Longest Reception43 at Troy (11-17-12)
Kickoff Returns4 at Oregon (9-1-12)
Kickoff Return Yards71 at Oregon (9-1-12)
Longest Kickoff Return22 at Oregon (9-1-12)

#28 KENDRICK DANIELS, RB, FR.

Rushes7 vs. UAPB (8-31-13)
Rushing Yards21 vs. UAPB (8-31-13)
Longest Rush6 vs. UAPB (8-31-13)

#34 MICHAEL GORDON, RB, SO.

Rushes19 vs. Texas State (11-16-13)
Rushing Yards184 vs. Texas State (11-16-13)
Longest Rush91 vs. UAPB (8-31-13)
Rushing Touchdowns3, twice (last vs. Texas State, 11-16-13)
Receptions2, three times (last at Louisiana-Monroe, 11-9-13)
Longest Reception48 vs. UAPB, 8-31-13
Receiving Yards48 vs. UAPB (8-31-13)
Receiving Touchdowns1 at Louisiana-Monroe (11-9-13)
Kickoff Returns1, three times (last vs. Troy, 9-12-13)
Kickoff Return Yards33 vs. Kent State (1-6-13)
Longest Kickoff33 vs. Kent State (1-6-13)

#39 MARQUIS WALKER, RB, FR.

Rushes11 vs. UAPB (8-31-13)
Rushing Yards34 vs. UAPB (8-31-13)
Longest Rush14 vs. UAPB (8-31-13)

#34 MICHAEL GORDON, RB, SO.

Rushes8 vs. Troy (9-12-13)
Rushing Yards115 vs. Troy (9-12-13)
Longest Rush91 vs. UAPB (8-31-13)
Rushing Touchdowns2 vs. Troy (9-12-13)
Receptions1, twice (last vs. UAPB, 8-31-13)
Longest Reception48 vs. UAPB, 8-31-13
Receiving Yards48 vs. UAPB (8-31-13)
Kickoff Returns1 vs. Kent State (1-6-13)
Kickoff Return Yards33 vs. Kent State (1-6-13)
Longest Kickoff33 vs. Kent State (1-6-13)

#87, KENNETH RAINS, TE, JR.

Receptions3 at Auburn (9-7-13)
Receiving Yards36 at Auburn (9-7-13)
Longest Reception25 at Auburn (9-7-13)

2013 ARKANSAS STATE FOOTBALL NOTES: Career Highs (Defense)

#3 ROCKY HAYES, CB, SO.

Tackles	.7 at Memphis (9-21-13)
Tackles for Loss	.1 vs. UAPB (8-31-13)
Pass break-ups	.2, twice (last at South Alabama, 11-2-13)
Interceptions	.1, three times (last vs. UL Lafayette, 10-22-13)
Rushes	.8 vs. Kent State (1-6-13)
Rushing Yards	.86 at Louisiana-Lafayette (10-23-12)
Longest Rush	.73 at Florida International (10-4-12)
Rushing Touchdowns	.1 vs. Middle Tennessee (12-1-12)
Receptions	.3 at Troy (11-17-12)
Receiving Yards	.15 at North Texas (11-3-12)
Longest Reception	.9 at North Texas (11-3-12)
Kickoff Returns	.4, twice (last at Troy, 11-17-12)
Kickoff Return Yards	.72 at Troy (11-17-12)
Long Kickoff Return	.36 at Troy (11-17-12)
Punt Returns	.2 at Louisiana-Lafayette (10-23-12)
Punt Return Yards	.22 at Nebraska (9-15-12)
Longest Punt Return	.22 at Nebraska (9-15-12)

#5 KYLE COLEMAN, LB, JR.

Tackles	.9 vs. Idaho (10-12-13)
Tackles for Loss	.2 vs. Alcorn State (9-22-12)
Sacks	.1 at Louisiana-Monroe (11-9-13)
Fumbles Recovered	.1, twice (last at Missouri, 9-28-13)
Pass Break-ups	.1, twice (last vs. Texas State, 11-16-13)

#6 FRANKIE JACKSON, DB, JR.

Tackles	.5 at South Alabama (11-2-13)
Tackles for Loss	.1, twice (last vs. Idaho, 10-12-13)
Fumbles Forced	.1 at Memphis (9-21-13)
Interceptions	.1 vs. Troy (9-12-13)
Kickoff Returns	.3 vs. South Alabama (10-13-12)
Kickoff Return Yards	.67 vs. South Alabama (10-13-12)
Longest Kickoff Return	.27, twice (last vs. South Alabama, 10-13-12)

#8 CHARLESTON GIRLEY, DB, SO.

Tackles	.4 at Louisiana-Monroe (11-9-13)
Tackles for Loss	.0.5 vs. UAPB (8-31-13)
Pass Break-ups	.1 at Auburn (9-7-13)

#10 ARTEZ BROWN, DB, JR.

Tackles	.7 vs. UL Lafayette (10-22-13)
Tackles for Loss	.2 at Louisiana-Lafayette (10-23-12)
Sacks	.1 at Louisiana-Lafayette (10-23-12)
Interceptions	.1 at Louisiana-Monroe (11-9-13)
Pass break-up	.1, six times (last vs. Texas State, 11-16-13)
Fumble Recoveries	.1 at Auburn (9-7-13)
Kickoff Returns	.2 at Illinois (9-3-11)
Kickoff Return Yards	.27 at Illinois (9-3-11)
Long Kickoff Return	.17 at Illinois (9-3-11)

#11 STERLING YOUNG, S, JR.

Tackles	.13 vs. ULM (11-8-12)
Tackles For Loss	.1.5 vs. FIU (10-18-11)
Sacks	.1 vs. FIU (10-18-11)
Interceptions	.1, five times (last at Louisiana-Monroe, 11-9-13)
Pass Break-up	.3 vs. ULM, 11-8-12
Fumbles Recovered	.1, four times (last at Memphis, 9-21-13)

#16 TEDARIUS TURNER, CB, SO.

Tackles	.4 vs. UAPB (8-31-13)
---------	-----------------------

#17 JEMARIS HART, CB, FR.

Tackles	.1 at Auburn (9-7-13)
---------	-----------------------

#24 ANDREW TRYON, DB, JR.

Tackles	.6, twice (last vs. Troy, 9-12-13)
Tackles for Loss	.1 at Auburn (9-7-13)
Pass break-up	.3 at North Texas (11-3-12)
Kickoff Returns	.4 vs. Northern Illinois (1-8-12)
Kickoff Return Yards	.114 vs. Northern Illinois (1-8-12)
Longest Kickoff Return	.60 at Florida Atlantic (11-5-12)

#27, MONEY HUNTER, DB, FR.

Tackles	.6 vs. UL Lafayette (10-22-13)
Tackles for Loss	.0.5 at South Alabama (11-2-13)
Pass Break-ups	.1 vs. Idaho (10-12-13)

#29, CHRIS HUMES, DB, SO.

Tackles	.12 at Auburn (9-7-13)
Tackles for Loss	.1, three times (last at Memphis, 9-21-13)
Sacks	.1 at Memphis (9-21-13)
Pass Break-ups	.1, twice (last vs. Idaho, 10-12-13)

#37, EDDIE PORTER, DE, SR.

Tackles	.8 vs. Troy (9-12-13)
---------	-----------------------

Tackles for Loss	.1.5 vs. Western Kentucky (9-29-12)
Sacks	.1, twice (last at Louisiana-Lafayette, 10-23-12)
Forced Fumbles	.1, five times (last vs. Texas State, 11-16-13)
Fumble Recoveries	.1, twice (last vs. Troy, 9-12-13)

#41 LAANGELO ALBRIGHT, LB, SR.

Tackles	.4, twice (last vs. Alcorn State, 9-22-12)
Tackles For Loss	.0.5, three times (last vs. UAPB, 8-31-13)
Pass break-ups	.1 vs. UAPB (8-31-13)

#42, CHRIS STONE, DE, SO.

Tackles	.8 vs. Texas State (11-16-13)
Tackles for Loss	.2, five times (last vs. Louisiana-Monroe, 11-9-13)
Sacks	.1, three times (last at Louisiana-Monroe, 11-9-13)
Interceptions	.1 at Louisiana-Lafayette (10-23-12)
Forced Fumbles	.1 vs. UAPB (8-31-13)
Pass break-ups	.1, six times (last vs. Texas State, 11-16-13)

#43, RAZIEL VALGIS, DB, SO.

Tackles	.2 vs. UAPB (8-31-13)
---------	-----------------------

#48 QUSHAUN LEE, LB, JR.

Tackles	.16 at South Alabama (11-2-13)
Tackles For Loss	.2 vs. UAPB (8-31-13)
Sacks	.0.5, twice (last vs. UAPB, 8-31-13)
Interceptions	.1, three times (last vs. Florida International, 10-4-12)
Pass Break-Ups	.2 vs. Kent State (1-6-13)
Forced Fumbles	.1, four times (last at Auburn, 9-7-13)
Fumble Recoveries	.1 at Nebraska (9-15-12)

#52, QUANTERIO HEATH, LB, FR.

Tackles	.3, twice (last at Memphis, 9-21-13)
Tackles for Loss	.1.0 vs. UAPB (8-31-13)
Sacks	.1.0 vs. UAPB (8-31-13)

#55, XAVIER WOODSON, LB, FR.

Tackles	.9 at Memphis (9-21-13)
Pass Break-ups	.1 vs. UL Lafayette (10-22-13)

#77, DEXTER BLACKMON, DL, JR.

Tackles	.5 vs. Idaho (10-12-13)
Tackles for Loss	.2 vs. Idaho (10-12-13)
Sacks	.1 vs. Idaho (10-12-13)
Interceptions	.1 vs. Middle Tennessee (12-1-12)

#90, CHRIS ODOM, FR., DE

Tackles	.2, three times (last at Louisiana-Monroe, 11-9-13)
Tackles for Loss	.1.0, twice (last vs. UL Lafayette, 10-22-13)
Sacks	.1.0 vs. UL Lafayette (10-22-13)

#92, DARRIUS ROSSER, DL, FR.

Tackles	.4 at Louisiana-Monroe (11-9-13)
Tackles for Loss	.1.0 at South Alabama (11-2-13)
Sacks	.1.0 at South Alabama (11-2-13)

#93, DARIUS DUNAWAY, DE, SR.

Tackles	.5 vs. UAPB (8-31-13)
Tackles for Loss	.1.5 vs. UAPB (8-31-13)
Sacks	.1.5 vs. UAPB (8-31-13)
Forced Fumbles	.1 at Missouri (9-28-13)
Pass Break-ups	.1, twice (last vs. Texas State, 11-16-13)

#94, MARKEL OWENS, DL, JR.

Tackles	.3 at Oregon (9-1-12)
Tackles for Loss	.1 at Missouri (9-28-13)

#96, JOHN GANDY, DE, SR.

Tackles	.3 vs. UAPB (8-31-13)
Tackles For Loss	.1.5 vs. UAPB (8-31-13)
Sacks	.1.0 vs. UAPB (8-31-13)

#97 AMOS DRAPER, DL, SR.

Tackles	.7 at Navy (11-20-10)
Tackles For Loss	.3 at Troy (9-25-10)
Sacks	.1, four times (last vs. ULM, 11-8-12)
Fumbles Forced	.1, four times (last vs. Troy, 9-12-13)
Fumbles Recovered	.1 vs. Middle Tennessee (11-2-10)
Blocked Field Goals	.1 at Louisiana-Lafayette (9-11-10)
Interceptions	.1 vs. Troy (9-12-13)

#98 RYAN CARRETHERS, DL, SR.

Tackles	.16 vs. UL Lafayette (10-22-13)
Tackles for Loss	.2.0, twice (last vs. Troy, 9-12-13)
Sacks	.1.5 vs. UAPB (8-31-13)
Fumble Recoveries	.1 at Nebraska, 9-15-12

TEAM**SHUT OUT AN OPPONENT**

ASU: 12-1-12 vs. Middle Tennessee (45-0)

OPP: 11-1-08, No. 2 Alabama (35-0)

RUSHED FOR OVER 250 YARDS

ASU: 11-16-13 vs. Texas State (57 for 328 yards)

OPP: 10-22-13 vs. UL Lafayette (58 attempts for 265 yards)

RUSHED FOR OVER 300 YARDS

ASU: 11-16-13 vs. Texas State (57 for 328 yards)

OPP: 9-21-13 at Memphis (45 attempts for 329 yards)

PASSED FOR OVER 300 YARDS

ASU: 10-12-13 vs. Idaho (22-of-32 for 375 yards)

OPP: 9-12-13 vs. Troy (36-of-58 for 504 yards)

HAD OVER 500 YARDS OF TOTAL OFFENSE

ASU: 10-12-13 vs. Idaho (565 yards: 375 pass, 190 rush)

OPP: 9-21-13 vs. Memphis (505 yards: 329 rush, 176 pass)

HAD OVER 600 YARDS OF TOTAL OFFENSE

ASU: 8-31-13 vs. UAPB (672 yards: 509 rush, 163 pass)

OPP: 9-12-13 vs. Troy (614 yards: 110 rush, 504 pass)

RECORDED 30 OR MORE FIRST DOWNS

ASU: 11-17-12 at Troy (33)

OPP: 9-12-13 vs. Troy (30)

FAILED TO RUSH FOR 100 YARDS

ASU: 10-22-13 vs. UL Lafayette (25 carries for 79 yards)

OPP: 8-31-13 vs. UAPB (31 for 12 yards)

FAILED TO PASS FOR OVER 100 YARDS

ASU: 11-16-13 vs. Texas State (14-of-18 for 96 yards)

OPP: 9-22-12 vs. Alcorn State (14 of 27 for 32 yards)

HELD AN OPPONENT UNDER 200 YARDS TOTAL OFF.

ASU: 8-31-13 vs. UAPB (173 yards: 12 rush, 161 pass)

OPP: 10-22-13, UL Lafayette (168 yards: 79 rushing, 89 passing)

SCORED A SAFETY

ASU: 9-3-11 at Illinois

OPP: 11-3-12, at North Texas

SCORED 50 OR MORE POINTS

ASU: 8-31-13 vs. UAPB (62-11)

OPP: 9-1-12 at Oregon (57-34)

INDIVIDUAL**PLAYER RUSHED FOR 100 YARDS**

ASU: 11-16-13 vs. Texas State, Michael Gordon (19 carries for 184 yards)

OPP: 10-22-13, Elijah McGuire (UL Lafayette), 10 carries for 110 yards)

10-22-13, Alonzo Harris (UL Lafayette), 29 carries for 105 yards)

PLAYER RUSHED FOR 200 YARDS

ASU: 9-6-08, Derek Lawson vs. TX Southern (18 for 209 yards)

OPP: 9-29-12, A. Andrews (Western Ky.), 29 carries for 215 yards)

TWO OR MORE PLAYERS RUSHED FOR 100 YARDS

ASU: 8-31-13 vs. UAPB: David Oku (124 yds), Sirgregory Thornton (112 yds), Michael Gordon (102 yds), Fredi Knighten (101 yds)

OPP: 10-22-13, Elijah McGuire (UL Lafayette), 10 carries for 110 yards)

10-22-13, Alonzo Harris (UL Lafayette), 29 carries for 105 yards)

TWO OR MORE PLAYERS WITH 100 YARDS RECEIVING

ASU: 12-28-13 at Missouri: Julian Jones (10 receptions for 136 yards) and J.D. McKissic (15 receptions for 117 yards)

OPP: 9-12-13 vs. Troy: Eric Thomas (6 receptions for 125 yards); Bryan Holmes (6 receptions for 117 yards)

PLAYER PASSED FOR 300 YARDS

ASU: 10-12-13, Adam Kennedy vs. Idaho (22-32-1 for 375 yards)

OPP: 9-12-13, Corey Robinson, Troy (30-51-3 for 371 yards)

PLAYER PASSED FOR 400 YARDS

ASU: 9-11-10, Ryan Aplin at UL Lafayette (25-45-1 for 438 yards)

OPP: 11-7-12, Corey Robinson, Troy (26-35-0 for 417 yards)

RETURNED A KICKOFF FOR A TOUCHDOWN

ASU: 2013, J.D. McKissic vs. Idaho (98 yards)

OPP: 10-11-08, Luther Ambrose, ULM (91 yards)

RETURNED A PUNT FOR A TOUCHDOWN

ASU: 9-27-07, Kevin Jones vs. Memphis (89 yards)

OPP: 11-3-07, L. Singleton, FIU (80 yards)

RETURNED AN INTERCEPTION FOR A TOUCHDOWN

ASU: 9-24-11, Sterling Young (vs. UCA) (31 yards)

OPP: 11-17-12, Brynden Trawick, Troy (70 yards)

RETURNED A FUMBLE FOR A TOUCHDOWN

ASU: 9-22-12, Ronnell Wright vs. Alcorn State (7 yards)

OPP: 8-31-13, Harris, UAPB (37 yards)

BLOCKED AN OPPONENT'S PUNT

ASU: 11-9-13, LaAngelo Albright at Louisiana-Monroe

OPP: 10-13-12, Maleki Harris (South Alabama)

RETURNED A BLOCKED PUNT FOR A TOUCHDOWN

ASU: 12-3-11, Qushaun Lee (block) and Don Jones (TD) vs. Troy (12 yards)

OPP: 9-8-12, Anthony Watson (block) and Teven Jones (TD), Memphis (0 yards)

RETURNED A BLOCKED FIELD GOAL FOR A TD

ASU: 2000, Hanis Bowens vs. North Carolina State (80 yards)

OPP: 2004, Terryl Fenton, UL-Lafayette (80-yards)

RUN FROM SCRIMMAGE OF 50 YARDS OR MORE

ASU: 9-12-13, Michael Gordon vs Troy (64 yards)

OPP: 10-22-13, Elijah McGuire (UL Lafayette), 70 yards)

PASS FROM SCRIMMAGE OF 50 YARDS OR MORE

ASU: 11-9-13, 51 yards at UL Monroe (A. Kennedy to M. Gordon)

OPP: 11-9-13, 59 yards at UL Monroe (K. Browning to R. Ceaser)

MADE 50+ YARD FIELD GOAL

ASU: 11-2-13, 50 yards (Brian Davis at South Alabama)

OPP: 9-23-06, 50 yards (T. Morstead, SMU)

2013 ARKANSAS STATE STARTING LINEUPS

OFFENSE

	QB	RB	WR	WR	WR/TE	TE	LT	LG	C	RG	RT
UAPB	Kennedy	Oku	McKissic	Jones	McCants	Griswold	Williams	Haunga	Giddens	Wright	Jackson
Auburn	Kennedy	Oku	McKissic	Jones	Muse	Griswold	Williams	Haunga	Giddens	Mitchell	Jackson
Troy	Kennedy	Oku	McKissic	Jones	Rains	Griswold	Williams	Haunga	Giddens	Mitchell	Jackson
Memphis	Kennedy	Oku	McKissic	Jones	Rains	Griswold	Williams	Haunga	Giddens	Mitchell	Jackson
Missouri	Kennedy	Oku	McKissic	Jones	Rains	Griswold	Williams	Haunga	Giddens	Mitchell	Jackson
Idaho	Kennedy	Oku	McKissic	Jones	Muse	Griswold	Williams	Haunga	Giddens	Mitchell	Jackson
UL Lafayette	Kennedy	Oku	McKissic	Jones	Muse	Rains	Williams	Haunga	Giddens	Mitchell	Jackson
South Alabama	Kennedy	Oku	McKissic	Jones	Muse	Rains	Williams	Haunga	Giddens	Mitchell	Jackson
UL Monroe	Kennedy	Gordon	McKissic	Jones	Rains	Griswold	Williams	Haunga	Giddens	Mitchell	Jackson
Texas State	Kennedy	Gordon	McKissic	Jones	Muse	Griswold	Williams	Haunga	Giddens	Mitchell	Jackson

DEFENSE

	DE	DT	NT	DE	SLB	MLB	WOLF/DT	CB	CB	Rover	FS
UAPB	Porter	Draper	Carrethers	Stone	Coleman	Lee	Girley	Brown	Hayes	Humes	Young
Auburn	Porter	Draper	Carrethers	Stone	Coleman	Lee	Girley	Brown	Hayes	Humes	Young
Troy	Porter	Draper	Carrethers	Stone	Coleman	Lee	Jackson	Brown	Tryon	Humes	Young
Memphis	Porter	Draper	Carrethers	Stone	Coleman	Heath	Blackmon	Brown	Hayes	Humes	Young
Missouri	Porter	Draper	Carrethers	Stone	Coleman	Lee	Jackson	Brown	Hayes	Hunter	Young
Idaho	Porter	Blackmon	Carrethers	Stone	Coleman	Lee	Jackson	Brown	Tryon	Hunter	Young
UL Lafayette	Porter	Blackmon	Carrethers	Stone	Woodson	Lee	Jackson	Brown	Tryon	Hunter	Young
South Alabama	Porter	Rosser	Carrethers	Stone	Coleman	Lee	Jackson	Brown	Tryon	Hunter	Young
UL Monroe	Porter	Rosser	Carrethers	Stone	Humes	Lee	Jackson	Brown	Hayes	Hunter	Young
Texas State	Porter	Blackmon	Carrethers	Stone	Coleman	Lee	Jackson	Brown	Hayes	Humes	Young

2013 A-STATE LONG PLAYS (20+ YARDS)

Yds	Play	Opponent	Date	Qtr.									
91	Gordon rush (TD)	UAPB	8-31	2	21	Knighten rush (TD)	UAPB	8-31	1				
80	Kennedy pass to Jones (TD)	Idaho	10-12	1	20	Kennedy pass to Muse	South Alabama	11-2	1				
79	Knighten rush	UAPB	8-31	2	20	Kennedy pass to Jones	Missouri	9-28	2				
64	Gordon rush (TD)	Troy	9-12	3	20	Kennedy pass to Griswold	Memphis	9-21	3				
55	Kennedy pass to Muse (TD)	Troy	9-12	1	20	Kennedy pass to Gordon	Memphis	9-21	3				
51	Kennedy pass to Gordon (TD)	UL Monroe	11-9	1	TOTAL: 43 90+: 1 80+: 2 70+: 3 60+: 4 50+: 6 40+: 11 30+: 19								
49	Kennedy pass to Jones	UL Monroe	11-9	2									
48	Kennedy pass to Gordon	UAPB	8-31	2									
43	Kennedy pass to Muse	Troy	9-12	1									
40	Gordon rush (TD)	Texas State	11-16	1									
40	Kennedy pass to McKissic	Auburn	9-7	1									
37	Kennedy pass to Griswold	Idaho	10-12	4									
37	Kennedy pass to Jones	Missouri	9-28	2									
36	Kennedy pass to McKissic	UL Monroe	11-9	3									
33	Thornton rush	UL Monroe	11-9	1									
32	McKissic rush	Missouri	9-28	1									
31	Kennedy pass to Jones	South Alabama	11-2	4									
31	Thornton rush (TD)	UAPB	8-31	3									
30	Kennedy pass to Oku	Auburn	9-7	3									
29	Gordon rush	Texas State	11-16	3									
29	Houston pass to Griswold	Troy	9-12	1									
29	Thornton rush	UAPB	8-31	3									
28	Kennedy pass to Fleming	Idaho	10-12	3									
28	Kennedy pass to McKissic	Missouri	9-28	3									
28	Kennedy pass to McKissic	Troy	9-12	2									
28	Kennedy rush	Auburn	9-7	3									
27	Kennedy pass to Oku	Idaho	10-12	1									
27	Kennedy pass to Muse	Troy	9-12	2									
27	Kennedy rush	Auburn	9-7	4									
26	Gordon rush	Texas State	11-16	1									
25	Kennedy pass to Rains	Auburn	9-7	4									
24	Kennedy pass to Jones	Idaho	10-12	3									
23	Oku rush	UAPB	8-31	2									
23	Kennedy pass to Jones	UAPB	8-31	1									
22	Kennedy pass to Jones	Memphis	9-21	1									
22	Kennedy pass to Oku	Auburn	9-7	2									
22	Kennedy pass to Jones (TD)	UAPB	8-31	2									
21	Kennedy pass to Muse	Texas State	11-16	1									
21	Kennedy pass to Jones	Missouri	9-28	2									

2013 ARKANSAS STATE SCORING DRIVES

	Plays	Yards	TOP (QTR)	Score
UAPB (9: 9 TD/0 FG)				
	7	60	2:40 (1)	Knighten 21-yard rush
	13	90	4:54 (1)	McKissic 14-yard rush
	8	94	2:19 (2)	Oku 2-yard rush
	2	80	0:35 (2)	Knighten 1-yard rush
	2	20	0:40 (2)	Oku 17-yard rush
	2	95	0:33 (2)	Gordon 91-yard rush
	3	49	1:08 (2)	Kennedy 22-yard pass to Jones
	8	75	3:22 (3)	Thornton 6-yard rush
	2	45	0:34 (3)	Thornton 31-yard rush
Auburn (3: 0 TD/3 FG)				
	14	58	4:43 (1)	Davis 34-yard field goal
	11	71	4:56 (3)	Davis 21-yard field goal
	4	-8	0:58 (3)	Davis 42-yard field goal
Troy (6: 6 TD/0 FG)				
	4	68	1:26 (1)	Kennedy 55-yard pass to Muse
	3	45	0:31 (1)	Oku 2-yard run
	8	75	2:30 (1)	Oku 3-yard run
	14	80	5:07 (3)	Gordon 11-yard run
	1	64	0:10 (3)	Gordon 64-yard run
	7	60	2:15 (4)	Knighten 13-yard run
Memphis (1: 1 TD/0 FG)				
	6	59	1:28 (1)	Knighten 15-yard pass to McKissic
Missouri (5: 1 TD/4 FG)				
	9	46	3:34 (1)	Davis 41-yard field goal
	10	76	3:30 (1)	Davis 21-yard field goal
	11	56	5:33 (2)	Kennedy 17-yard pass to Jones
	9	48	3:29 (3)	Davis 44-yard field goal
	14	59	5:54 (4)	Davis 33-yard field goal
Idaho (7: 5 TD/2 FG)				
	1	80	0:11 (1)	Kennedy 80-yard pass to Jones
	7	65	3:00 (1)	Kennedy 13-yard pass to McKissic
	16	67	6:51 (2)	Davis 38-yard field goal
	9	85	2:48 (2)	Kennedy 13-yard pass to Griswold
	4	54	1:31 (3)	Kennedy 1-yard pass to Griswold
	15	61	5:42 (4)	Davis 21-yard field goal
	7	73	2:50 (4)	Oku 3-yard run
Louisiana-Lafayette (1: 1TD/0 FG)				
	6	39	2:01 (2)	Kennedy 3-yard run
South Alabama (3: 2 TD/1 FG)				
	12	80	4:26 (3)	Kennedy 12-yard run
	11	38	5:28 (4)	Davis 50-yard field goal
	9	75	3:29 (4)	Thornton 3-yard run
Louisiana-Monroe (6: 6 TD/0 FG)				
	9	91	3:33 (1)	Kennedy 51-yard pass to Gordon
	2	50	0:42 (2)	Gordon 1-yard run
	5	36	1:37 (3)	Gordon 1-yard run
	5	75	2:18 (3)	Kennedy 8-yard run
	2	2	0:52 (4)	Kennedy 4-yard run
	10	31	4:33 (4)	Gordon 8-yard run
Texas State (6: 5 TD/1 FG)				
	3	70	1:01 (1)	Gordon 40-yard run
	12	80	3:58 (2)	Gordon 9-yard run
	10	71	4:16 (2)	Kennedy 8-yard pass to McKissic
	4	32	1:41 (3)	Gordon 16-yard run
	13	82	5:26 (3)	Oku 1-yard run
	4	4	1:56 (4)	Davis 23-yard field goal

TOTAL SCORING DRIVES: 47

SCORING DRIVES TAKING TWO MINUTES OR LESS: 18 (38% of all drives)

SCORING DRIVES TAKING FOUR MINUTES OR LONGER: 13 (28% of all drives)

GAME 1

AUG. 31, 2013 | LIBERTY BANK STADIUM: 30,451
Arkansas State 62, Arkansas-Pine Bluff 11

Score by Quarters		1	2	3	4	Score
Arkansas State		14	34	14	0	62
UAPB		0	0	11	0	11

Team	Qtr	Time	Scoring play	Pys-Yds	TOP	Score
ASU	1	10:33	Knighen 21 yd run	7-60	2:40	7-0
ASU	1	02:13	McKissic 14 yd run	13-90	4:54	14-0
ASU	2	13:47	Oku 2 yd run	8-94	2:19	21-0
ASU	2	09:33	Knighen 1 yd run	2-80	0:35	27-0
ASU	2	07:23	Oku 17 yd run	2-20	0:40	34-0
ASU	2	04:26	Gordon 91 yd run	2-95	0:33	41-0
ASU	2	02:09	Jones 22 yd reception	3-49	1:08	48-0
ASU	3	11:38	Thornton 6 yd run	8-75	3:22	55-0
ASU	3	08:43	Thornton 31 yd run	2-45	0:34	62-0
UAPB	3	06:23	Harris 37 yd fumble rec	-	-	62-8
UAPB	3	02:12	Strickland 39 yd FG	8-29	2:13	62-11

TEAM STATISTICS		
	ASU	UAPB
First Downs	25	8
Net yards rushing	509	12
Net yards passing	163	161
Passes Comp-Att-Int	10-13-0	13-27-0
Total Net Yards	672	161
Fumbles: Number-Lost	2-2	2-0
Penalties: Number-Yards	2-15	8-48
Possession Time	29:20	30:40
Third Down Conversions	9 of 12	1 of 15
Sacks By: Number-Yards	6-46	0-0

INDIVIDUAL STATISTICS

RUSHING: UAPB - Smith, Jamie 10-36; Taylor 3-2; Young 2-minus 4; Anderson 16-minus 26; Carter 0-4. Arkansas State - Oku, David 16-124; Thornton, S. 9-112; Gordon, Michael 4-102; Knighten, Fredi 3-101; Walker, Marquis 11-34; McKissic, J.D. 3-22; Daniels, K. 7-21; Butterfield, P. 1-0; TEAM 3-minus 7. **PASSING:** UAPB - Anderson 13-26-0-161; Strickland 0-1-0-0. Arkansas State - Kennedy, Adam 9-12-0-149; Butterfield, P. 1-1-0-14. **RECEIVING:** UAPB - Beverly 6-113; Bryant 2-24; Thomas 1-13; Johnson 1-12; Taylor 1-0; Eckwood 1-0; Smith, Jamie 1-minus 1. Arkansas State - Jones, Julian 2-45; Fleming, R.J. 2-31; McKissic, J.D. 2-3; Gordon, Michael 1-48; Griswold, D. 1-14; Muse, Allen 1-13; Rains, Kenneth 1-9. **INTERCEPTIONS:** UAPB - None. Arkansas State - None. **FUMBLES:** UAPB - Anderson 2-0. Arkansas State-Daniels, K. 1-1; Fleming, R.J. 1-1.



JONESBORO, Ark. (8/31/13) – Four Arkansas State players rushed for over 100 yards as the Red Wolves cruised to a 62-11 season-opening victory over Arkansas-Pine Bluff (UAPB) in front of 30,451 spectators at Liberty Bank Stadium in Jonesboro, Ark.

Senior David Oku paced A-State with a game-leading 124 yards rushing while senior Sirgregory Thornton ran for 112 yards, sophomore Michael Gordon with 102, and sophomore Fredi Knighten had 101 yards as the Red Wolves tied a NCAA Division I FBS record for most players on one team gaining at least 100 yards.

Arkansas State, which is 1-0 on the season with the victory, snapped three-game losing string in season openers as the Red Wolves put on an impressive offensive performance against UAPB (0-1) with a team 509-rushing yards output in their first home season-opening contest since 2009. A-State's 509 rushing yards in the game represented the fifth time in which the Red Wolves have reached the 500-yard plateau in a contest.

UAPB came into the first-ever meeting with A-State as the defending Southwestern Athletic Conference Champions and the preseason favorite to win the SWAC Western Division title.

Arkansas State dominated the first half as the Red Wolves scored 48 unanswered points while rolling up 480 yards in total offense, including 344 on the ground, to hold a commanding 48-0 at halftime.

The Red Wolves led 14-0 after the first quarter on touchdowns runs by quarterback Fredi Knighten and redshirt sophomore wide receiver J.D. McKissic. Knighten's 21-yard scoring run at 10:33 on Arkansas State's opening possession capped a seven-play, 60-yard scoring drive giving the home team a 7-0 lead. A-State added its second score of the game as McKissic went into the end zone from 14 yards out with 2:13 remaining in the opening frame.

Arkansas State continued its dominance in the second quarter by erupting for 34 consecutive points with all but one TD coming on the ground. David Oku scored his first of two TD's in the stanza on a two-yard scamper at 13:47 to give A-State a 21-0 lead after senior quarterback Adam Kennedy hooked up with running Michael Gordon on a 48-yard pass. Fredi Knighten broke through the UAPB defense on the ensuing play for a 79-yard gain to the UAPB one-yard line before netting the score on a one-yard keeper with 9:33 remaining. Oku would hit paydirt again for the sec-

ond time on a 17-yard rush as the Red Wolves extended their lead to 34-0.

UAPB's threatened to score midway thru the quarter as the Golden Lions moved the ball down to the A-State five-yard line, but turned the ball over on downs as quarterback Benjamin Anderson's pass on fourth down was incomplete. On the next A-State possession, Michael Gordon broke a tackle on the second play and outraced all defenders down the sideline for a 91-yard TD run to make it 41-0. The Red Wolves' final score before the half occurred with 2:09 left as Adam Kennedy connected with senior wideout Julian Jones on 22-yard TD pass play. Michael Gordon (102 yards) and Fredi Knighten (101 yards) combined for 203 rushing yards through the first half.

Arkansas State picked up right where it left off to start the second half as the Red Wolves scored two third-quarter TD runs by running back Sirgregory Thornton, covering six and 31 yards, respectively. UAPB, trailing 62-0, would get its first points of the game with 6:23 to go in the stanza as the Golden Lions' Jer-ryan Harris scored on a 37-yard fumble recovery. UAPB came back to score again in the frame on a 39-yard Tyler Strickland field goal with just over two minutes in the third to account for the final margin.

The Red Wolves generated a program fifth-best 509 rushing yards and averaged 8.9 yards per carry to account for the bulk of their 672 total offensive yardage. A-State also totaled 163 yards in passing. ASU's defense held UAPB in check by limiting the Golden Lions to 173 yards of total offense, which consisted of 12 rushing yards and 161 through the air.

Adam Kennedy was nine-of-12 in the air for 149 yards in his A-State debut as seven different receivers caught at least a pass. UAPB's Benjamin Anderson threw for 161 yards on 13-of-26 passing with Dezmond Beverly on the receiving end of six aerials for 113 yards.

Defensively for A-State, senior tackle Ryan Carrethers posted a team-high eight tackles while junior middle linebacker Qushaun Lee contributed seventackles. Jer-ryan Harris was tops for UAPB with a game-leading 14 tackles to go with his TD fumble recovery.

GAME 2

SEPT. 7, 2013 | JORDAN-HARE STADIUM: 83,246

Auburn 38, Arkansas State 9

Score by Quarters		1	2	3	4	Score
Arkansas State		3	0	6	0	9
Auburn		14	7	7	10	38

Team	Qtr	Time	Scoring play	Pys-Yds	TOP	Score
Auburn	1	11:37	Davis 8 yd reception	10-67	3:23	0-7
ASU	1	06:54	Davis 34 yd FG	14-58	4:43	3-7
Auburn	1	03:56	Grant 17 yd run	8-85	2:49	3-14
Auburn	2	02:20	Coates 68 yd reception	3-80	1:05	3-21
ASU	3	09:58	Davis 21 yd FG	11-71	4:56	6-21
ASU	3	07:53	Davis 42 yd FG	4-(-8)	0:58	9-21
Auburn	3	01:14	Mason 11 yd run	8-54	2:54	9-28
Auburn	4	08:46	Parkey 35 yd FG	11-62	5:12	9-31
Auburn	4	01:43	Artis-Payne 12 yd run	7-55	2:34	9-38

TEAM STATISTICS		
	ASU	Auburn
First Downs	24	23
Net yards rushing	150	301
Net yards passing	272	167
Passes Comp-Att-Int	29-41-0	11-19-0
Total Net Yards	422	468
Fumbles: Number-Lost	2-1	2-1
Penalties: Number-Yards	6-53	9-91
Possession Time	32:54	27:06
Third Down Conversions	8 of 18	7 of 14
Sacks By: Number-Yards	0-0	2-14

INDIVIDUAL STATISTICS		
RUSHING: Arkansas State - Kennedy, Adam 12-74; Oku, David 16-48; Knighten, Fredi 4-24; McKissic, J.D. 1-12; Thornton, S. 2-minus 1; Gordon, Michael 4-minus 7. Auburn - C. Artis-Payne 19-102; Tre Mason 14-99; Nick Marshall 8-53; Corey Grant 7-40; J. Wallace 2-7. PASSING: Arkansas State - Kennedy, Adam 29-41-0-272. Auburn-Nick Marshall 10-17-0-147; TEAM 0-1-0-0; J. Wallace 1-1-0-20. RECEIVING: Arkansas State - Jones, Julian 7-29; Oku, David 6-70; Griswold, D. 5-46; Rains, Kenneth 3-36; McKissic, J.D. 2-45; Fleming, R.J. 2-14; Houston, Tres 1-9; Gordon, Michael 1-9; Muse, Allen 1-7; Thornton, S. 1-7. Auburn-Jay Prosch 3-31; Trovon Reed 2-24; Marcus Davis 2-23; Sammie Coates 1-68; Jaylon Denson 1-17; Tre Mason 1-6; Ricardo Louis 1-minus 2. INTERCEPTIONS: Arkansas State - None. Auburn-None. FUMBLES: Arkansas State - Oku, David 1-0; Kennedy, Adam 1-1. Auburn -Marcus Davis 1-0; Nick Marshall 1-1.		

AUBURN, Ala. (9/7/13) – Arkansas State saw its nation's second-longest nine-game winning streak come to an end as the Red Wolves suffered a 38-9 loss to the Auburn Tigers in front of a crowd of 83,246 at AU's Jordan-Hare Stadium in Auburn, Ala.

Arkansas State, which is now 1-1 on the season, battled Auburn (2-0) the entire game but the Tigers controlled the play on both sides of the ball for the majority of the non-league contest. The A-State setback was the Red Wolves' first since a 26-13 home conference loss to Western Kentucky a season ago (9/29) and also snapped a four-game road winning streak.

Auburn started the game by scoring on its opening two possessions to claim a 14-3 lead with just under four minutes left in the first quarter. The Tigers stuck first at the 11:37 mark as quarterback Nick Marshall connected with wide receiver Marcus Davis on a third-down 18-yard scoring strike. A-State bounced back by tallying on its first possession as the Red Wolves marched 58 yards on 14 plays culminating in senior kicker Brian Davis' 34-yard field goal at 6:54 to make the score 7-3. A 16-yard pass from senior quarterback Adam Kennedy to sophomore tight end Darion Griswold highlighted the A-State's initial scoring drive.

On its next possession, Auburn found paydirt again when running back Corey Grant scampered 17 yards into the end zone putting the Tigers up 14-3 with 3:56 on the clock. A-State took the ensuing kickoff and would get into Auburn territory, which was aided by a 40-yard Kennedy pass completion to sophomore wide receiver J.D. McKissic. The Red Wolves' drive would stall at the AU 20-yard line on an unsuccessful fourth-and-one rush.

A-State was able to keep Auburn off the scoreboard until 2:20 remaining in the second quarter as the Tigers went up 21-3 following Nick Marshall's 68-yard TD pass to sophomore wide receiver Sammie Coates. At the half, the Red Wolves compiled 161 passing yards while the Tigers had



139 to go with 143 yards on the ground.

Trailing 21-3 at halftime, Arkansas State came out in the third quarter by scoring six unanswered points on a pair of Brian Davis field goals to close within 21-9. Davis booted a 21-yarder at 9:58 to finish an 11-play, 71-yard drive, which was set up on quarterback keepers of 28 yards by Kennedy and 17 yards from sophomore Fredi Knighten. Auburn would turn the ball over on its possession as A-State junior cornerback Artez Brown recovered a Nick Marshall fumble on a third-and-11 situation with under nine minutes to go at the AU 17-yard line and the Red Wolves would capitalize as Brian Davis made a 42-yard field goal with 7:53 left in the quarter. Auburn accounted for the final points of the stanza on an 11-yard TD run by running back Tre Mason with over a minute left to claim a 28-9 lead after three quarters.

In the fourth quarter, Auburn tacked on 10 more points with a field goal and a TD. Cody Parkey split the uprights from 35 yards out with 8:46 remaining and running back Cameron Artis-Payne, who ran for a game-high 102 yards, would score on a 12-yard run at 1:43 to wrap up the scoring.

A-State rolled up 24 first downs and 422 total offensive yards while Auburn had 23 first downs to go with 468 yards in total offense. Adam Kennedy led the Red Wolves with 74 rushing yards on 12 attempts to go with 29-of-41 in passing for 272 yards. Senior running back David Oku ran for 48 yards on 16 carries and had six receptions for 70 yards. Kennedy's favorite target was senior wideout Julian Jones, who caught a game-high seven passes for 29 yards. Darion Griswold totaled five grabs for 46 yards.

For Auburn, Nick Marshall threw for 147 yards and two TD's on 10-of-17 passing and also ran for 53 yards. Tre Mason chalked up 99 yards on the ground as the Tigers finished with 301 as a team.

Sophomore rover Chris Humes and junior free safety Sterling Young topped A-State defensively with 12 (nine solos) and 10 tackles (seven solos), respectively. Junior middle linebacker Qushaun Lee and senior nose tackle Ryan Carrethers contributed seven stops apiece. Cornerback Chris Davis' 10 tackles (seven solos) led Auburn defense, which limited Arkansas State to 150 rushing yards.

GAME 3

SEPT. 12, 2013 | LIBERTY BANK STADIUM: 26,012

Arkansas State 41, Troy 34

Score by Quarters		1	2	3	4	Score
Arkansas State		20	0	14	7	41
Troy		7	14	7	6	34

Team	Qtr	Time	Scoring play	Pys-Yds	TOP	Score
ASU	1	07:50	Muse 55 yd reception	4-68	1:26	7-0
ASU	1	06:31	Oku 2 yd run	3-45	0:31	13-0
Troy	1	04:38	Chunn 1 yd run	6-75	1:53	13-7
ASU	1	02:08	Oku 3 yd run	8-75	2:30	20-7
Troy	2	14:47	Anthony 2 yd run	7-80	2:13	20-14
Troy	2	00:06	Thomas 3 yd reception	7-43	1:27	20-21
ASU	3	08:35	Gordon 11 yd run	14-80	5:07	27-21
Troy	3	07:02	Holmes 58 yd reception	4-83	1:27	27-28
ASU	3	03:50	Gordon 64 yd run	1-64	0:10	34-28
Troy	4	12:18	Worthy 53 yd reception	7-80	2:29	34-34
ASU	4	03:56	Knighten 13 yd run	7-60	2:15	41-34

TEAM STATISTICS		
	ASU	Troy
First Downs	26	30
Net yards rushing	228	110
Net yards passing	311	504
Passes Comp-Att-Int	21-35-0	36-58-3
Total Net Yards	539	614
Fumbles: Number-Lost	0-0	1-0
Penalties: Number-Yards	9-70	3-30
Possession Time	26:35	33:25
Third Down Conversions	11 of 22	9 of 17
Sacks By: Number-Yards	2-18	2-7

INDIVIDUAL STATISTICS

RUSHING: TROY - Anthony, Deon 16-87; Chunn, Jordan 9-23; Burks, Brandon 9-20; White, Daron 1-minus 2; Robinson, Corey 2-minus 18. Arkansas State - Gordon, Michael 8-115; Oku, David 21-74; Knighten, Fredi 3-24; Kennedy, Adam 6-17; Thornton, S. 1-3; McKissic, J.D. 1-2; TEAM 3-minus 7. **PASSING:** TROY - Robinson, Corey 30-51-3-371; Anthony, Deon 5-6-0-110; Chitty, B.J. 1-1-0-23. Arkansas State - Kennedy, Adam 20-34-0-282; Houston, Tres 1-1-0-29. **RECEIVING:** TROY - Thomas, Eric 6-125; Holmes, Bryan 6-117; Burks, Brandon 6-31; Worthy, C. 4-95; Anthony, Deon 3-37; Chitty, B.J. 3-18; Edenfield, K.D. 2-26; Payton, Felton 2-16; Van Hooser, W. 1-20; Williams, Chris 1-12; Lee, Jarod 1-4; Chunn, Jordan 1-3. Arkansas State - Jones, Julian 8-65; Muse, Allen 6-158; Houston, Tres 3-12; Griswold, D. 2-40; McKissic, J.D. 1-28; Oku, David 1-8. **INTERCEPTIONS:** TROY - None. Arkansas State - Jackson, F. 1-19; Hays, Rocky 1-0; Draper, Amos 1-0. **FUMBLES:** TROY - Burks, Brandon 1-1. Arkansas State - None.



JONESBORO, Ark. (9/12/13) – A 13-yard touchdown run by Arkansas State's Fredi Knighten with just under four minutes remaining coupled with four Troy turnovers led the Red Wolves to a 41-34 Sun Belt Conference (SBC) opening win over Troy this Thursday night (Sept. 12) in front of 26,012 fans at A-State's Liberty Bank Stadium in Jonesboro, Ark.

Arkansas State (2-1; 1-0 SBC) bolted out to a 20-7 first-quarter lead in the ESPN televised contest before Troy (2-1, 0-1 SBC) answered by scoring 14 straight second-quarter points to lead 21-20 at the half. The second half featured three lead changes with the Red Wolves snapping a 34-all deadlock late in the game to win their eighth consecutive conference outing dating back to last season.

Troy would have the game's first scoring chance, but was able to cash in as kicker Will Scott's field goal attempt from 49 yards out fell short. The Red Wolves took possession on their 32-yard line and moved the ball down the field to the A-State 45-yard line before senior quarterback Adam Kennedy lofted a pass toward the right sideline into the hands of senior wide receiver Allen Muse for a 55-yard touchdown at 7:50 to cap a four-play, 68-yard scoring drive. A-State would increase its lead to 13-0 as senior running back David Oku found the end zone on a two-yard slant with 6:31 left in the opening quarter, finishing a 45-yard drive covering three plays. A 29-yard halfback pass from sophomore wideout Tres Houston to sophomore tight end Darion Griswold followed by a 14-yard Oku rush set up the A-State's second score after senior defensive tackle Amos Draper intercepted Troy quarterback Corey Robinson's pass, which was initially tipped at the line of scrimmage by senior defensive tackle Dexter Blackmon.

The Trojans rallied on their next possession, cutting A-State's lead to 13-7 as running back Jordan Chunn tallied on a one-yard TD plunge with 4:38 remaining in the first quarter. However, the Red Wolves would get erase those Troy points as David Oku lined up as quarterback in the Wildcat formation and outraced the Troy defenders to the goal line for a three-yard score to cap a 75-yard drive putting the hosts up 20-7 at the quarter's 2:08 mark. A 43-yard Adam Kennedy aerial to Allen Muse on the previous play set up the A-State touchdown as the hosts lead by 13 (20-7) after 15 minutes of action.

A two-yard TD keeper by backup signal-caller Deon Anthony 13 seconds into the second quarter narrowed Troy's deficit to 20-14, which was aided by an A-State pass interference call giving the Trojans a first-and-goal situation at the two-yard line. A-State maintained the lead until six seconds left in the stanza when Robinson connected with wide receiver Eric Thomas on a three-yard TD pass to claim a 21-20 halftime advantage. The Trojans received the ball with 1:33 left in the quarter and proceeded to march 43 yards in seven plays culminating in the score.

Arkansas State regained the lead in the third quarter at 27-21 as sophomore running back Michael Gordon took a David Oku handoff in the Wildcat formation and dashed 11 yards to paydirt at the 8:35 mark to conclude a 14-play, 80-yard drive. But Troy would strike back less than

two minutes later as Corey Robinson hooked up with wide receiver Bryan Holmes on a 58-yard strike as the Trojans took a 28-27 lead with 7:02 on the clock. The Red Wolves would erase the deficit on one play, a 64-yard TD run by Michael Gordon as the hosts would go back out in front 34-28. Gordon netted his second TD of the night as A-State's blockers created an opening in Troy's interior line as Gordon ran untouched into the end zone with 3:50 left on the board.

Troy managed to tie the contest at 34-apiece with 12:18 to be played as Deon Anthony hit wideout Chandler Worthy on a 53-yard scoring pass, but the Red Wolves caught a break as Will Scott missed the extra-point attempt. On the ensuing possession, A-State went three and out as Troy gained the ball at its own 18-yard line and drove into Red Wolves' territory to the ASU 43 before sophomore cornerback Rocky Hayes picked off a Corey Robinson pass at the A-State 40-yard line. The Red Wolves proceeded to capitalize on another of Troy's four turnovers in the contest as Fredi Knighten, a sophomore, recorded the game-winning score on a 13-yard quarterback keeper with 3:56 left to be played. Troy would use up most of the time remaining, starting from its 25-yard line and moving the ball all the way down to the A-State 26 to potentially create a scoring opportunity. But, the A-State defense rose to the occasion once again as junior Frankie Jackson intercepted Robinson at the six-yard line and returned the ball to the Red Wolves' 25-yard line as the home team ran off the final 55 seconds.

The conference opener featured a combined 1,153 yards in total offense as Troy racked up 614 of those yards to A-State's 539-yards output. The Red Wolves produced 228 yards on the ground and 311 in the air while the Trojans garnered 504 passing yards to go with 110 rushing yards. Individually, Adam Kennedy completed 20-of-34 for 282 yards and a TD with senior wide receiver Julian Jones catching a game-high eight for 65 yards. Allen Muse turned in his best performance at A-State by amassing 158 receiving yards on six grabs. Michael Gordon paced the Red Wolves' ground assault with a game-leading 115 rushing yards and two TD's on eight carries while David Oku ran for 74 along with two TD's on 21 attempts. For Troy, Corey Robinson passed for 371 yards and a pair of TD's on 30-of-51 passing but threw two interceptions. The Trojans' other quarterback, Deon Anthony was five-of-six for 110 yards and a TD. Eric Thomas and Bryan Holmes were both on the receiving end of six passes for 125 and 117 yards, respectively.

Defensively, junior linebacker Qushaun Lee's 12 tackles (six solos) led all players. Senior defensive end Eddie Porter notched eight stops and a fumble recovery while senior defensive tackle Ryan Carrethers, junior linebacker Kyle Coleman, and sophomore rover Chris Humes had seven tackles apiece. Amos Draper, Rocky Hayes, and Frankie Jackson all collected a pass theft.

GAME 4

SEPT. 21, 2013 | LIBERTY BOWL MEMORIAL STADIUM: 36,279
Memphis 31, Arkansas State 7

Score by Quarters		1	2	3	4	Score
Arkansas State		7	0	0	0	7
Memphis		14	10	7	0	31

Team	Qtr	Time	Scoring play	Pys-Yds	TOP	Score
Memphis	1	12:01	Hayes 6 yd run	7-77	2:59	0-7
Memphis	1	06:39	Lynch 6 yd reception	5-36	1:35	0-14
ASU	1	05:03	McKissic 15 yd reception	6-59	1:28	7-14
Memphis	2	09:52	Elliot 23 yd field goal	6-79	2:24	7-17
Memphis	2	05:25	Craft 5 yd run	4-34	2:12	7-24
Memphis	3	02:15	Warford 16 yd run	8-69	4:31	7-31

TEAM STATISTICS		
	ASU	Memphis
First Downs	17	23
Net yards rushing	74	329
Net yards passing	176	181
Passes Comp-Att-Int	22-39-1	17-26-0
Total Net Yards	255	505
Fumbles: Number-Lost	0-0	1-1
Penalties: Number-Yards	5-50	4-40
Possession Time	24:20	35:40
Third Down Conversions	4 of 15	6 of 14
Sacks By: Number-Yards	1-8	7-31

INDIVIDUAL STATISTICS

RUSHING: Arkansas State - Oku, David 12-45; Kennedy, Adam 16-24; Gordon, Michael 2-9; Knighten, Fredi 1-minus 4. Memphis - WARFORD, Marqui 11-173; HAYES, Brandon 18-114; DORCEUS, Dorola 5-24; LYNCH, Paxton 4-14; STEIB, Jai 3-8; TEAM 1-minus 1; CRAFT, Sam 3-minus 3. **PASSING:** Arkansas State-Kennedy, Adam 20-37-1-166; Knighten, Fredi 2-2-0-15. Memphis-LYNCH, Paxton 17-26-0-176; CRAFT, Sam 0-0-0-0. **RECEIVING:** Arkansas State - Jones, Julian 6-59; McKissic, J.D. 5-23; Muse, Allen 3-29; Gordon, Michael 2-20; Oku, David 2-15; Griswold, D. 1-20; Rains, Kenneth 1-13; Fleming, R.J. 1-6; Hays, Rocky 1-minus 4. Memphis - CRAFT, Sam 3-32; CROSS, Alan 3-19; FRAZIER, Mose 2-35; HURD, Daniel 2-32; WARFORD, Marqui 2-6; CRAIG, Joe 1-27; MALONE, Keiwone 1-14; MILLESON, Jesse 1-6; JONES, Tevin 1-3; HAYES, Brandon 1-2. **INTERCEPTIONS:** Arkansas State - None. Memphis - MCCAIN, Bobby 1-0. **FUMBLES:** Arkansas State - None. Memphis-WARFORD, Marqui 1-1.

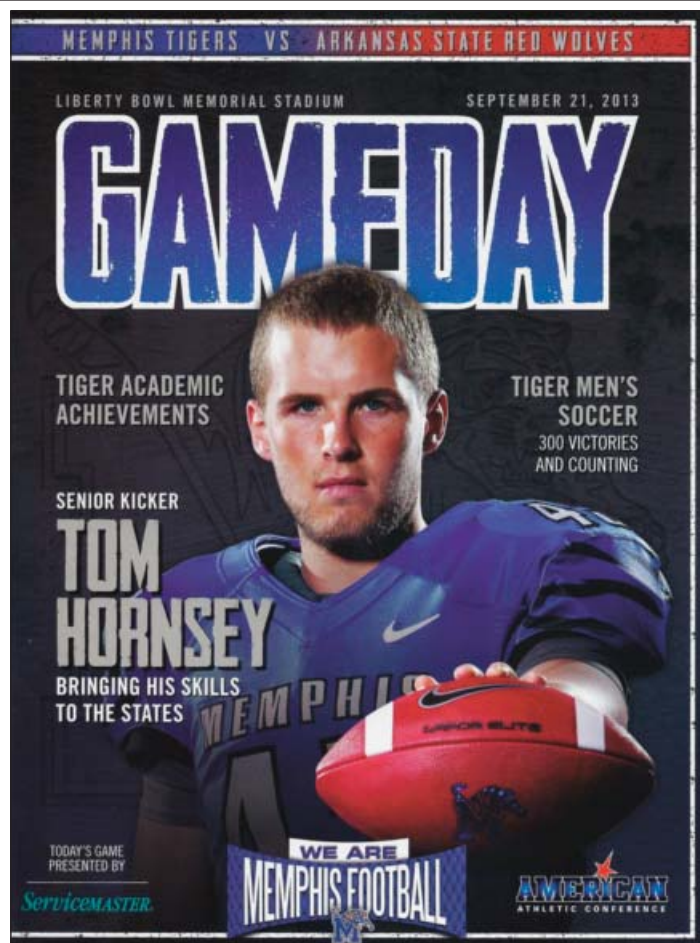
Memphis, Tenn. (9/21/13) – A quick start by Memphis with a 24-point output in the first half fueled the Tigers to a 31-7 win over Arkansas State at the Liberty Bowl Memorial Stadium.

Memphis scored on both its first two possessions of the contest to build up a 24-7 halftime advantage in a rivalry matchup before a crowd of 36,279 fans.

With the loss, A-State fell to 2-2 overall while Memphis picked up its first win of the season in improving its overall record to 1-2. The Red Wolves came into the game having won four of the last five series meetings and hadn't lost to the Tigers since 2008 with a 29-17 setback at Memphis.

The opening quarter saw Memphis score on its first two possessions with a pair of touchdowns to take a 14-0 lead eight minutes into the game. A six-yard TD run by senior running back Brandon Hayes put Memphis up 7-0 at the 12:01 mark and the Tigers would hit paydirt again on their next possession as a result of freshman quarterback Paxton Lynch hooking up with sophomore tight end Alan Cross for a six-yard TD scoring strike. Arkansas State sliced Memphis' lead in half at 14-7 on its next possession as sophomore wide receiver J.D. McKissic caught a 15-yard pass from sophomore quarterback Fredi Knighten and vaulted from four yards out into the Tigers' end zone followed by senior kicker Brian Davis' successful point after kick with 5:03 to go in the quarter. The A-State scoring drive took six plays and covered 59 yards. Three straight pass completions from senior quarterback Adam Kennedy to senior wideout Julian Jones, including the first of 22 yards, along with a 38-yard kickoff J.D. McKissic return help set up the Red Wolves' lone first-half score.

Memphis maintained the upper hand against A-State in the second quarter as the Tigers accounted for all of the stanza's scoring with 10 unanswered points to lead 24-7 at halftime. The Tigers' points came on freshman kicker Jake Elliot's 23-yard field goal with 9:52 left in the half and a five-yard TD run from freshman back Sam Craft at the 5:25 mark.



In the second half, Memphis tallied the game's final points as the Tigers increased their margin to 24 points (31-7) with 2:15 remaining in the third quarter following freshman running back Marquis Warford's 16-yard touchdown run.

Overall, Memphis rolled up 505 yards of total offense with 329 coming on the ground while Arkansas State produced 255 yards, 181 yards in passing and 74 in rushing. Adam Kennedy completed 20-of-37 balls and one TD for 166 yards despite facing constant pressure by the Tigers throughout the contest. A-State's Julian Jones caught six passes for 59 yards in the game to lead all receivers. For Memphis, Paxton Lynch hit on 17-for-26 of his passes for 176 yards while the Tigers also featured a pair of 100-yard rushers in the game, Marquis Warford with 173 yards on 11 carries and Brandon Hayes with 18 rush attempts for 114 yards. Both also recorded a touchdown in the non-league decision as the hosts converted five-of-seven chances in the redzone.

Freshman linebacker Xavier Woodson paced Arkansas State with nine tackles (five solos). Junior free safety Sterling Young finished with seven stops (seven solos) and had a fumble recover while sophomore cornerback Rocky Hayes (five solos) and sophomore rover Chris Humes (four solos) also supplied seven tackles apiece. Junior defensive end Martin Ifedi spearheaded the Memphis defense with a game-high 10 tackles (seven solos), including 2.5 sacks for 11 yards and 4.5 tackles for loss. Memphis finished with seven sacks for 31 yards in addition to three quarterback hurries and two pass breakups.

A bright spot for A-State was sophomore Luke Ferguson, who punted five times for 231 yards to post a 46.2 yards average which also included a long of 58 yards.

GAME 5

SEPT. 28, 2013 | FAUROT FIELD: 62,468

Missouri 41, Arkansas State 19

Score by Quarters		1	2	3	4	Score
Arkansas State		6	7	3	3	19
Missouri		7	7	6	21	41

Team	Qtr	Time	Scoring play	Pys-Yds	TOP	Score
ASU	1	10:41	Davis 41 yd field goal	9-46	3:34	3-0
ASU	1	03:35	Davis 21 yd field goal	10-76	3:30	6-0
Mizzou	1	02:00	Murphy 8 yd run	5-75	1:35	6-7
Mizzou	2	11:57	Green-Beckham 68 yd rec.	3-80	1:31	6-14
ASU	2	05:20	Jones 17 yd reception	11-56	5:33	13-14
ASU	3	11:31	Davis 44 yd field goal	9-48	3:29	16-14
Mizzou	3	03:39	Washington 5 yd rece.	9-94	6:35	16-20
Mizzou	4	13:25	Josey 1 yd run	9-87	3:18	16-27
ASU	4	07:31	Davis 33 yd field goal	14-59	5:54	19-27
Mizzou	4	05:06	Franklin 9 yd run	6-67	2:17	19-34
Mizzou	4	02:56	Green-Beckham 5 yd rec.	3-21	1:25	19-41

TEAM STATISTICS		
	ASU	Missouri
First Downs	25	23
Net yards rushing	117	239
Net yards passing	308	256
Passes Comp-Att-Int	37-47-1	21-30-0
Total Net Yards	425	495
Fumbles: Number-Lost	1-0	1-1
Penalties: Number-Yards	10-70	3-21
Possession Time	34:12	25:48
Third Down Conversions	10 of 20	3 of 7
Sacks By: Number-Yards	1-3	5-23

INDIVIDUAL STATISTICS

RUSHING: Arkansas State - McKissic, J.D. 4-36; Oku, David 19-36; Kennedy, Adam 12-26; Thornton, S. 5-21; Knighten, Fredi 1-minus 2. Missouri-Hansbrough, Rus 8-96; Josey, Henry 6-52; Murphy, Marcus 6-45; Franklin, James 5-33; Steward, Morgan 2-14; TEAM 1-minus 1.

PASSING: Arkansas State - Kennedy, Adam 37-46-1-318; Knighten, Fredi 0-1-0-0. Missouri - Franklin, James 21-30-0-256. **RECEIVING:** Arkansas State - McKissic, J.D. 15-117; Jones, Julian 10-136; Thornton, S. 3-27; Griswold, D. 3-21; Oku, David 3-minus 10; Fleming, R.J. 1-14; Rains, Kenneth 1-8; Muse, Allen 1-5. Missouri - Washington, L'D 6-67; Green-Beckham, 4-95; Lucas, Marcus 4-40; Sasser, Bud 3-22; Hunt, Jimmie 2-13; White, Darius 1-12; Josey, Henry 1-7. **INTERCEPTIONS:** Arkansas State - None. Missouri-Gaines, E.J. 1-0. **FUMBLES:** Arkansas State - Kennedy, Adam 1-0. Missouri - Murphy, Marcus 1-1.

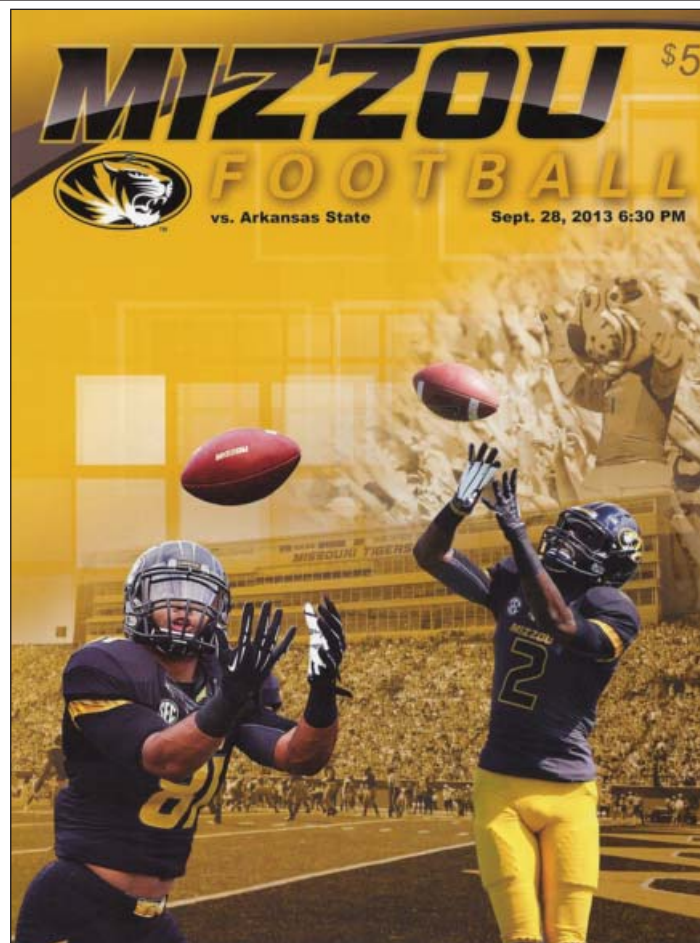
Columbia, Mo. (9/28/13) – A 21-point fourth quarter by Missouri proved to be difference as the Tigers handed Arkansas State a 41-19 loss at Faurot Field at Memorial Stadium in Columbia, Mo.

Arkansas State, which fell to 2-3 overall on the season, battled 4-0 Missouri throughout the first three quarters of the non-conference contest in front of 62,468 fans. The Red Wolves were behind only one point at halftime (14-13) and trailed by four points (20-16) after three quarters before Mizzou reeled off three fourth-quarter touchdowns.

The game featured productive offensive numbers as both teams eclipsed 400-yards in total offense as Arkansas State generated 425 yards while Missouri chalked up a 495-yards total. Individually, sophomore wide receiver J.D. McKissic set a school-record with 15 receptions for 117 yards while senior quarterback Adam Kennedy's 37 completions equaled an A-State single-game mark. Kennedy would finish the night throwing for 308 yards on 46 pass attempts.

A pair of field goals by senior kicker Brian Davis gave Arkansas State an early 6-0 lead, but Missouri erased the deficit on a touchdown two minutes left in the opening frame to go up 7-6. A-State turned its opening possession until a successful one as Davis' first field goal from 41 yards at 10:41 capped a nine-play, 46-yard scoring drive, which was highlighted by J.D. McKissic's 32-yard run on a misdirection play. A 21-yard Davis field goal with 3:35 remaining in the first quarter added to A-State's margin as the Red Wolves marched 76 yards in 10 plays. The A-State drive was aided by a 15-yard Mizzou personal foul infraction following a four-yard completion from senior quarterback Adam Kennedy to J.D. McKissic. Mizzou's lone first-quarter score came 1:35 later via tailback Marcus Murphy's eight-yard run.

Missouri upped its lead to 14-6 at the second quarter's 11:57 mark when quarterback James Franklin threw a 68-yard scoring strike to wide receiver Donal Green-Beckham. However, the Red Wolves managed to pull back to within a single point at 14-13 as senior wide out Julian Jones outmuscled a Mizzou defender for the ball in the end zone for a 17-yard TD reception on a Kennedy pass to complete an 11-play, 56-yard drive. The score was set up as senior defensive tackle Darius Dunaway forced a fumble which junior linebacker Kyle Coleman re-



covered at the A-State 44-yard marker. A-State forced the Tigers into a three and out on their next possession and started out at its own three-yard line. The Red Wolves were able to move the ball all the way down to the Mizzou one-yard line, but the Tigers' defense made back-to-back goal-line-stands. Following its final timeout, A-State's David Oku was stuffed at the line of scrimmage on a second-and-goal attempt. Mizzou would thwart the Red Wolves' final attempt to get into the end zone on the opening half's final play as Oku was tackled for a 22-yard loss on a pass reception as time expired.

Arkansas State regained the lead early the third quarter as Brian Davis booted his third field goal of the game at 11:31 on a 44-yarder to wrap up a 48-yard, nine-play Red Wolves' scoring drive. The score remained that way until 3:39 left in the quarter when Mizzou went back on top 20-16 as James Franklin hit wide receiver L'Damian Washington on a five-yard TD pass. The Tigers' two-point conversion attempt failed as Franklin's pass was intercepted by junior cornerback Artez Brown in the end zone.

Mizzou put the game out of reach in the fourth quarter as the Tigers outscored the Red Wolves 21-3 in the final 15 minutes. A one-yard TD run by running back Henry Josey with 13:25 left gave Mizzou a 27-16 lead. A-State would close to 27-19 as Brian Davis split the uprights for the fourth time on the night with a 33-yard field goal at 7:31 to cap a 14-play, 59-yard drive. However, the Tigers would net a pair of TD's to close out the scoring as James Franklin scored on a nine-yard keeper just over five minutes to go and then tossed a five-yard TD aerial to Donal Green-Beckham with 2:56 left on the scoreboard.

The Red Wolves, who generated 25 first downs to Mizzou's 23 in the game, compiled 308 yards passing and 117 yards on the ground. The Tigers ran for 239 yards to go with 256 yards in the air. Individually for A-State, Julian Jones contributed 136 receiving yards on 10 grabs. Mizzou was led by James Franklin, who completed 20-of-29 passes for 255 yards, which included six to L'Damian Washington for 67 yards and four to Donal Green-Beckham for 95 yards. Tailback Russell Hansbrough rushed for 96 yards on eight carries to lead all rushers.

Leading the way for the A-State defense was junior linebacker Qushaun Lee, who totaled seven tackles (four solos) and Kyle Coleman contributed six tackles to go with a fumble recovery. Mizzou middle linebacker Andrew Wilson made a game-high 17 tackles (eight solos).

GAME 6

OCT. 12, 2013 | LIBERTY BANK STADIUM: 26,781

Arkansas State 48, Idaho 24

Score by Quarters		1	2	3	4	Score
Arkansas State		14	10	7	17	48
Idaho		7	0	10	7	24

Team	Qtr	Time	Scoring play	Pys-Yds	TOP	Score
ASU	1	12:24	Jones 80 yd rec	1-80	0:11	7-0
ASU	1	07:54	McKissic 13 yd rec	7-65	3:00	14-0
Idaho	1	01:29	Baker 4 yd run	4-42	1:42	14-7
ASU	2	06:43	Davis 38 yd FG	16-67	6:51	17-7
ASU	2	02:13	Griswold 13 yd rec	9-85	2:48	24-7
ASU	3	10:48	Griswold 1 yd rec	4-54	1:31	31-7
Idaho	3	07:09	Rehkw 28 yd FG	10-60	3:33	31-10
Idaho	3	04:09	Epps 15 yd rec	6-39	1:51	31-17
Idaho	4	14:22	Baker 1 yd run	9-74	3:22	31-24
ASU	4	14:10	McKissic 98 yd KO return	-	-	38-24
ASU	4	06:19	Davis 21 yd FG	15-61	5:42	41-24
ASU	4	02:39	Oku 3 yd run	7-73	2:50	48-24

TEAM STATISTICS		
	ASU	Idaho
First Downs	26	19
Net yards rushing	190	174
Net yards passing	375	212
Passes Comp-Att-Int	22-32-1	15-41-1
Total Net Yards	565	386
Fumbles: Number-Lost	0-0	1-0
Penalties: Number-Yards	14-110	7-59
Possession Time	32:45	26:50
Third Down Conversions	6 of 14	8 of 21
Sacks By: Number-Yards	2-17	2-13

INDIVIDUAL STATISTICS

RUSHING: Idaho - James Baker 23-150; Taylor Davis 9-15; K Olugbode 1-5; R Montgomery 2-4; Chad Chalich 3-0. Arkansas State - Thornton, S. 13-85; Oku, David 17-69; Kennedy, Adam 9-22; McKissic, J.D. 1-8; Gordon, Michael 3-7; Knighten, Fredi 1-1; TEAM 1-minus 2.

PASSING: Idaho - Taylor Davis 14-39-1-199; Chad Chalich 1-2-0-13. Arkansas State - Kennedy, Adam 22-32-1-375. **RECEIVING:** Idaho - Dezmon Epps 8-91; Najee Lovett 3-51; Roman Runner 2-22; Deon Watson 1-39; Michael LaGrone 1-9. Arkansas State - McKissic, J.D. 9-80; Griswold, D. 5-89; Jones, Julian 4-135; Muse, Allen 2-16; Fleming, R.J. 1-28; Oku, David 1-27. **INTERCEPTIONS:** Idaho - Trey Williams 1-37. Arkansas State-Hayes, Rocky 1-43. **FUMBLES:** Idaho - Taylor Davis 1-0. Arkansas State - None.



JONESBORO, Ark. (10/12/13) – Arkansas State provided its fans and alumni with plenty to cheer about as the Red Wolves claimed a 48-24 homecoming win over Idaho at Liberty Bank Stadium in Jonesboro, Ark.

The victory, which marked A-State's ninth in its last 10 homecoming outings since 2003 and its third consecutive homecoming triumph, came in front of 26,781 fans as the Red Wolves evened their overall record to 3-3. Idaho fell to 1-6 on the season with the non-conference loss.

Arkansas State struck first on its initial play from scrimmage as senior quarterback Adam Kennedy hooked up with senior wide receiver Julian Jones on an 80-yard out-and-up touchdown pass play to give the Red Wolves a 7-0 lead. Jones, who would end up with 111 first-half receiving yards, managed to get open behind the Idaho secondary and outran two Vandals' defenders for the end zone after hauling in a Kennedy pass near midfield.

The Red Wolves increased their first-quarter advantage to 14-0 a little over four minutes later when Kennedy completed a 13-yard scoring toss to sophomore wide out J.D. McKissic, who pulled in the deflected ball while on flat on his back in the end zone as A-State moved the ball 65 yards in seven plays to paydirt. Idaho chipped into the Red Wolves' lead and cut the deficit into half at 14-7 with 1:29 left to go in the frame as running back James Baker scored untouched off right tackle from four yards out.

A 38-yard field goal by A-State senior kicker Brian Davis gave the Red Wolves a 10-point cushion at 17-7 in the second quarter with 6:43 left on the clock. Davis' field goal ended a 16-play, 66-yard scoring drive, which was helped by a 19-yard Darion Griswold pass catch from Kennedy. The Kennedy-Griswold combination struck again on A-State's next possession as Kennedy hit the Red Wolves' sophomore tight end on a 13-yard TD strike with 2:13 remaining to finish an 85-yard march as the hosts went up 24-7 before the end of the half.

A-State managed to increase its lead to 31-7 early in the third quarter as Adam Kennedy hit Darion Griswold in the back of the end zone from one yard away with 10:48 showing on the clock as the pair accounted for their second scoring play in a row. Idaho countered on its next possession with a field goal by kicker Austin

Rehkw, who booted a 28-yarder around the seven-minute mark as the Vandals to make it 31-10. A R.J. Fleming 56-yard return on the ensuing kickoff put the ball into Idaho territory at the UI 43-yard line, but Adam Kennedy's pass was intercepted three plays later and returned 37 yards by safety Trey Williams to the A-State 39-yard line. The turnover helped set up an Idaho touchdown, a 15-yard TD pass from quarterback Taylor Davis to wide receiver Dezmon Epps, exactly three minutes later as the Vandals cut the margin to 31-17.

Idaho came right back with another touchdown on its second play in the fourth quarter as the Vandals scored 17 unanswered points as a result of running back James Baker's one-yard TD run to draw within 31-24 at the 14:22 mark. However, A-State would get those points back in one play 12 seconds later as J.D. McKissic took an Idaho kickoff from his two-yard line and ran a school third-longest 98 yards for the touchdown to give the Red Wolves a 38-24 advantage. The Red Wolves added a Brian Davis' 21-yard field goal with 6:19 remaining and tacked on seven more points at 2:39 on senior running back David Oku's three-yard TD scamper.

The Red Wolves piled up 26 first downs and 565 yards in total offense, which featured 375 yards in passing and 190 yards rushing. Adam Kennedy threw for a career game-high 375 yards, which included 260 in the first half, and four scores on 22-of-32 passing. J.D. McKissic hauled in nine of those aeries for 80 yards, Darion Griswold five for 89, and Julian Jones had four grabs for 135 yards as the trio accounted for a combined 304 receiving yards and all three of A-State's TD receptions. Senior running back Sirgregory Thornton's 85 rushing yards led the Red Wolves.

Idaho, which netted 386 total offensive yards with 212 in the air and 174 on the ground, was led by James Baker's game-leading 150 rushing yards on 23 carries and Taylor Davis' 199 yards in passing with a 14-of-39 performance.

Junior linebacker Qushaun Lee turned in a game-high 15 tackles for A-State and was aided by junior linebacker Kyle Coleman's career game-best nine stops. Junior free safety Sterling Young and senior defensive tackle Ryan Carrethers supplied seven tackles apiece. For Idaho, linebacker Marc Millan led the way with 11 tackles.

GAME 7

OCT. 22, 2013 | LIBERTY BANK STADIUM: 24,578

Louisiana-Lafayette 23, Arkansas State 7

Score by Quarters		1	2	3	4	Score
Arkansas State		0	7	0	0	7
Louisiana-Lafayette		10	10	3	0	23

Team	Qtr	Time	Scoring play	Pys-Yds	TOP	Score
ULL	1	09:30	Brauchle 36 yd FG	8-31	3:04	0-3
ULL	1	01:11	Harris 3 yd run	12-77	6:19	0-10
ULL	2	10:44	Harris 3 yd run	6-86	2:33	0-17
ASU	2	03:39	Kennedy 3 yd run	6-39	2:01	7-17
ULL	2	00:00	Brauchle 38 yd FG	8-47	1:04	7-20
ULL	3	00:03	Brauchle 30 yd FG	12-71	5:20	7-23

TEAM STATISTICS

	ASU	ULL
First Downs	10	26
Net yards rushing	79	265
Net yards passing	89	205
Passes Comp-Att-Int	11-21-1	18-28-1
Total Net Yards	168	470
Fumbles: Number-Lost	0-0	1-0
Penalties: Number-Yards	4-30	4-44
Possession Time	17:42	42:18
Third Down Conversions	5 of 12	12 of 21
Sacks By: Number-Yards	2-10	1-9

INDIVIDUAL STATISTICS

RUSHING: UL Lafayette - McGuire, Elijah 10-110; Harris, Alonzo 29-105; Broadway, T. 10-28; Pierce, Torrey 6-19; Reed, Effrem 1-7; TEAM 2-minus 4. **Arkansas State** - Gordon, Michael 7-31; Kennedy, Adam 10-24; Oku, David 6-15; Thornton, S. 1-7; Knighten, Fredi 1-2. **PASSING:** UL Lafayette - Broadway, T. 18-28-1-205. Arkansas State-Kennedy, Adam 11-20-1-89; Houston, Tres 0-1-0-0. **RECEIVING:** UL Lafayette - Robinson, Jamal 7-104; Surgent, Darryl 5-52; Butler, James 2-22; Reed, Effrem 2-19; Thompson, Ian 2-8. Arkansas State - McKissic, J.D. 6-51; Muse, Allen 2-26; Jones, Julian 2-7; Thornton, S. 1-5. **INTERCEPTIONS:** UL Lafayette - Thomas, Sean 1-13. Arkansas State - Hayes, Rocky 1-0. **FUMBLES:** UL Lafayette - Surgent, Darryl 1-0. Arkansas State - None.



JONESBORO, Ark. (9/12/13) – A strong first-half showing propelled Louisiana-Lafayette to a decisive 23-7 win over Arkansas State in an ESPN2-televised Sun Belt Conference matchup for sole possession of first place at Liberty Bank Stadium.

Louisiana-Lafayette (5-2, 3-0 Sun Belt) surged to a 13-point lead over Arkansas State (3-4, 1-1 Sun Belt) at halftime and managed to keep the Red Wolves off the scoreboard the entire second half en route to winning its fifth straight contest. The loss snapped A-State's eight-game conference winning streak and ends a team nine-game victory string for October outings.

Louisiana-Lafayette scored first and often in the first half, taking a 20-7 lead at the half. ULL put together two touchdowns and a field goal to claim a 17-0 early second-quarter advantage over the Red Wolves. A 36-yard field goal by Stephen Brauchle put ULL up 3-0 at 9:30 of the first quarter as the Ragin' Cajuns intercepted senior quarterback Adam Kennedy pass on the contest's opening possession setting up the score. The Ragin' Cajuns would find the end zone on their next two possessions as Alonzo Harris recorded a pair of three-yard touchdown runs as A-State trailed 17-0 with 10:44 left to be played in the first half.

Arkansas State managed to slice into ULL's double-digit lead as sophomore cornerback Rocky Hayes picked off a pass by Terrance Broadway at the Ragin' Cajuns' 39-yard line. The Red Wolves then drove 39 yards on six plays culminating in a three-yard quarterback keeper by Kennedy with 3:39 remaining in the quarter. Senior Brian Davis followed with a successful extra-point attempt as A-State trailed 17-7. With just over a minute left before halftime, ULL would get the ball and eventually scored as Stephen Brauchle booted the ball between uprights on a 38-yarder as the clock expired.

The momentum remained with Louisiana-Lafayette in the second half as

the Ragin' Cajuns generated the only scoring opportunities, missing on the first one and converting the next. Stephen Brauchle missed wide right on a 28-yard field goal attempt at the 6:57 mark, but redeemed himself on his next chance by making a 30-yarder with three seconds left in the third quarter as Louisiana-Lafayette held a 23-7 lead after three quarters.

ULL held A-State in check defensively as the Red Wolves managed to cross midfield on one occasion while the Ragin' Cajuns was equally effective from an offensive standpoint with their time consuming ball-control offense. ULL put the clamps on A-State's potent offense, holding the Red Wolves to 168 yards in total offense with quarterback Adam Kennedy limited to 89 yards on 11-of-20 passing with one interception. Sophomore wide receiver J.D. McKissic had a team-high six receptions for 51 yards and senior wideout Allen Muse finished with two grabs for 26 yards. Sophomore running back Michael Gordon rushed for a squad-most 31 yards as the Red Wolves mustered a 79-yard output on the ground.

The Ragin' Cajuns, who racked up 26 first downs for the game, ran up 265 rushing yards and had 205 in passing for a 470 total offensive yardage total. Running backs Elijah McGuire and Alonzo Harris chalked up 110 and 105 rushing yards, respectively while Terrance Broadway was 18-of-28 for 205 yards in the passing department. Jamal Robinson was Broadway's favorite target, catching a game-high seven aerials for 104 yards.

Conversely, A-State's defense would spend a significant amount of time on the field which led to both a game-high and career single-game best 16 tackles from senior defensive tackle Ryan Carrethers. Junior middle line-backer Qushaun Lee contributed 13 tackles (seven solos). Sophomore defensive end Chris Stone, who had a quarterback sack for minus seven yards, and junior cornerback Artez Brown chipped in with seven stops apiece. Strong safety T.J. Worth racked up 11 tackles (six solos) to lead the Ragin' Cajuns.

GAME 8

NOV. 2, 2013 | LADD-PEEBLES STADIUM: 18,228

Arkansas State 17, South Alabama 16

Score by Quarters	1	2	3	4	Score
Arkansas State	0	0	7	10	17
South Alabama	0	6	7	3	16

Team	Qtr	Time	Scoring play	Pys-Yds	TOP	Score
USA	2	10:55	Sunanon 27 yd field goal	11-70	4:26	0-3
USA	2	01:34	Sunanon 19 yd field goal	6-52	2:13	0-6
ASU	3	08:12	Kennedy 12 yd run	12-80	4:33	7-6
USA	3	04:40	Houston 2 yd run	8-65	3:32	7-13
ASU	4	14:12	Davis 50 yd field goal	11-38	5:28	10-13
USA	4	09:58	Sunanon 30 yd field goal	10-62	4:14	10-16
ASU	4	06:29	Thornton 3 yd run	9-75	3:29	17-16

TEAM STATISTICS

	ASU	USA
First Downs	21	18
Net yards rushing	189	143
Net yards passing	160	228
Passes Comp-Att-Int	21-25-0	15-30-1
Total Net Yards	349	371
Fumbles: Number-Lost	2-1	0-0
Penalties: Number-Yards	11-73	3-35
Possession Time	31:32	28:28
Third Down Conversions	5 of 14	3 of 14
Sacks By: Number-Yards	1-8	3-16

INDIVIDUAL STATISTICS

RUSHING: Arkansas State - Kennedy, Adam 16-65; Knighten, Fredi 10-54; Gordon, Michael 6-26; Oku, David 7-25; Thornton, S. 5-15; McKissic, J.D. 2-8; TEAM 1-minus 4. South Alabama - Metheny, Ross 17-77; Jones, Jay 11-44; Houston, Kndall 5-14; Glover, T.J. 2-6; Dinham, Cris 5-2. **PASSING:** Arkansas State - Kennedy, Adam 15-17-0-136; Knighten, Fredi 6-8-0-24. South Alabama - Metheny, Ross 15-29-1-228; TEAM 0-1-0-0. **RECEIVING:** Arkansas State - Muse, Allen 7-58; McKissic, J.D. 6-29; Jones, Julian 3-48; Gordon, Michael 2-5; Griswold, D. 1-17; Houston, Tres 1-5; Oku, David 1-minus 2. South Alabama - Saxton, Wes 4-49; Smith, Shavarez 3-77; Woodson, Danny 2-54; Lavender, Brynt 2-25; Jones, Jay 2-15; Jones, Jerome 2-8. **INTERCEPTIONS:** Arkansas State - Young, Sterling 1-0. South Alabama - None. **FUMBLES:** Arkansas State - Oku, David 1-1; Kennedy, Adam 1-0. South Alabama - None.

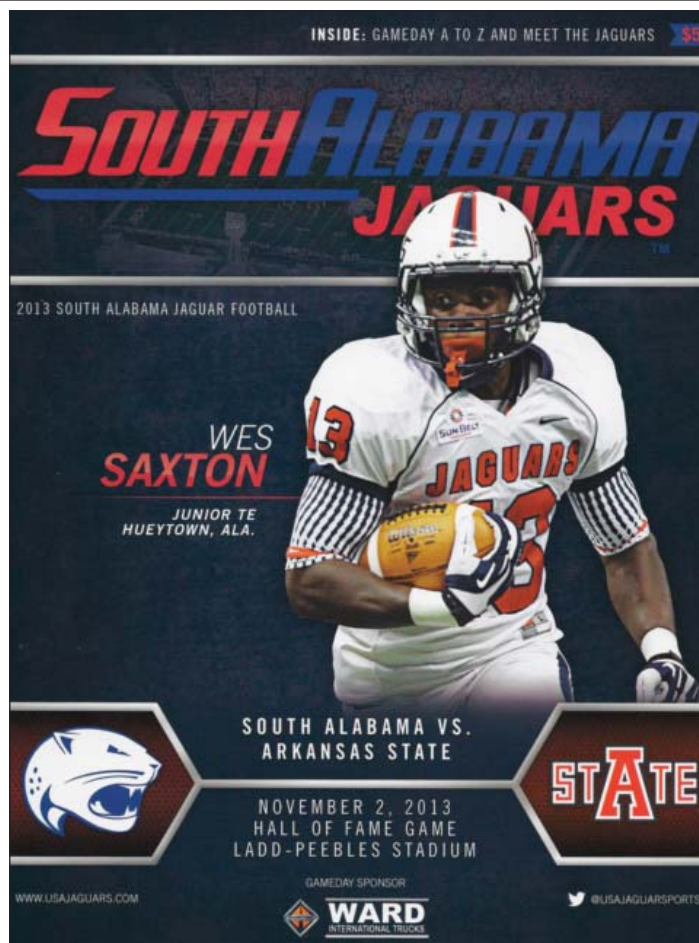
MOBILE, Ala. (11/2/13) — Sirgregory Thornton's three-yard touchdown with 6:29 remaining in the fourth quarter propelled Arkansas State to a 17-16 victory over South Alabama in a Sun Belt Conference match up at Ladd Peebles Stadium.

The touchdown run capped a nine-play, 75 yard drive for the Red Wolves (4-4, 2-1 SBC), and the defense forced South Alabama (3-5, 1-3 SBC) to punt on the following possession after Darrius Rosser sacked Ross Metheny on third down.

A-State failed to score on the next possession and punted the ball to the Jaguars with 3:17 left to play. USA completed a 20-yard pass play to move the ball to its own 34 yard line, but the A-State defense held as Ross Metheny's pass attempt to Jerome Jones fell incomplete on fourth-and-5 and the Red Wolves ran out the final 1:53 for the victory.

The Red Wolves trailed 13-10 with 14:12 left to go in the game after Brian Davis hit a career-long 50 yard field goal to cap an 11-play, 38 yard drive. The Red Wolves kept the drive alive after Adam Kennedy hit Allen Muse on fourth-and-6 at the Jaguars 27 yard line, but South Alabama pushed the lead back to six when Aleem Sunanon converted a 30-yard field goal to push the lead to 16-10 lead with 9:58 to play.

South Alabama started the second half with much of the same success it experienced in the first half, but the Red Wolves defense came up big. After a 42-yard completion to place the ball at the A-State 18-yard line, Sterling Young intercepted Metheny's pass in the end zone and the Red Wolves' offense did not waste the opportunity.



Kennedy led A-State on a 12-play, 80-yard drive that culminated with a 12-yard touchdown by Kennedy. The Brian Davis extra point gave the Red Wolves a 7-6 lead with 8:12 to go in the third quarter.

The Red Wolves found success via the run game on the drive, collecting 57 of the 80 yards via the ground on the scoring drive. Kennedy picked up 36 of the rushing yards, with all of his gains coming on quarterback draws, including the 12-yard touchdown scamper.

The lead would be short-lived as South Alabama responded with a scoring drive of its own. The Jaguars needed just eight plays to go 65 yards and regained the lead on a 2-yard touchdown run from Kndall Houston to go up 13-7 with 4:40 to go in the third quarter.

South Alabama got on the board when it capped an 11-play, 70-yard drive with a 27 yard field goal from Sunanon with 10:55 to go in the second quarter to go up 3-0.

The Jaguars added to their lead later in the quarter when Sunanon converted on a 19 yard field goal with 1:34 to go in the half to push the advantage to 6-0. The kick was setup by a 47 yard pitch and catch from Ross Metheny to Danny Woodson that placed the ball on the A-State two yard line, but the Red Wolves denied the Jaguars from putting it in the end zone. South Alabama attempted to score on back-to-back run plays and then attempted a pass over the top of the Red Wolves' defense, but it fell incomplete, and USA settled for the field goal.

Kennedy finished the night with 65 yards rushing and one touchdown on 16 attempts while also adding 136 yards on 15-of-17 passing. Muse hauled in seven receptions on 58 yards passing, and Thornton had 15 yards rushing and one touchdown.

Qushaun Lee recorded a career-high 16 tackles to lead the A-State defense, while Rosser finished with a sack in his first career start. Young's interception was his first of the season and the fourth of his career.

GAME 9

NOV. 9, 2013 | MALONE STADIUM: 13,427

Arkansas State 42, Louisiana-Monroe 14

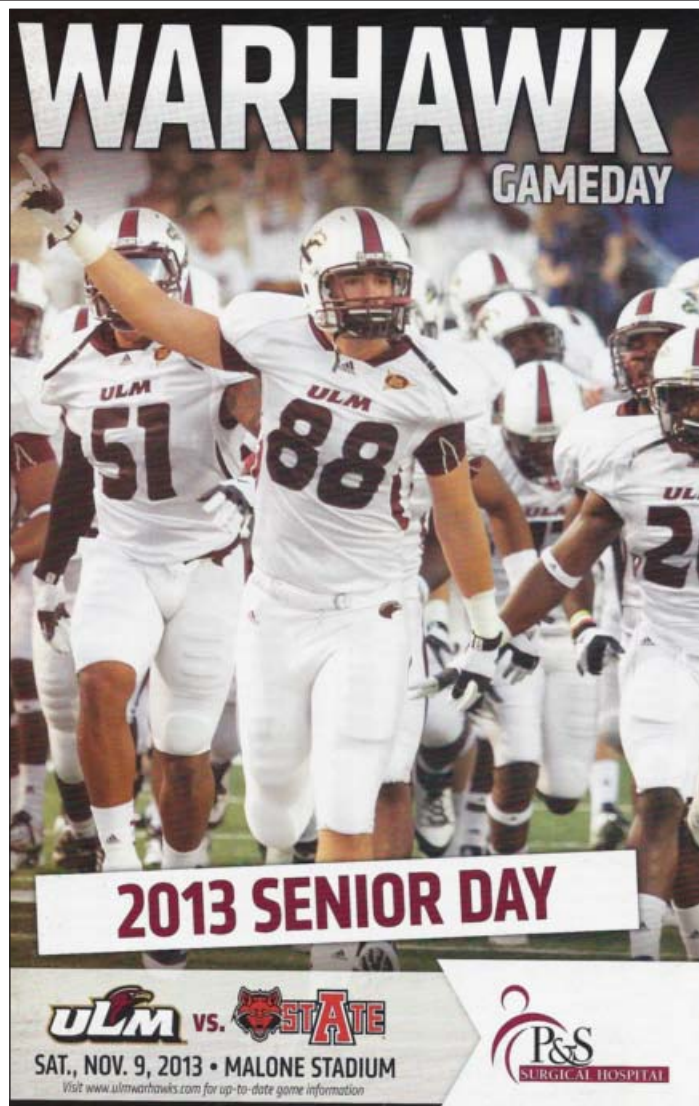
Score by Quarters		1	2	3	4	Score
Arkansas State		7	7	14	14	42
Louisiana-Monroe		7	7	0	0	14

Team	Qtr	Time	Scoring play	Pys-Yds	TOP	Score
ASU	1	00:49	Gordon 51 yd rec.	9-91	3:33	7-0
ULM	1	00:00	Ceasar 59 yd rec.	2-71	0:49	7-7
ASU	2	14:18	Gordon 1 yd run	2-50	0:42	14-7
ULM	2	00:08	Ceasar 10 yd rec.	10-90	1:46	14-14
ASU	3	08:00	Gordon 1 yd run	5-36	1:37	21-14
ASU	3	01:40	Kennedy 8 yd run	5-75	2:18	28-14
ASU	4	09:26	Kennedy 4 yd run	2-2	0:52	35-14
ASU	4	04:40	Gordon 8 yd run	10-31	4:33	42-14

TEAM STATISTICS		
	ASU	ULM
First Downs	24	17
Net yards rushing	259	137
Net yards passing	235	191
Passes Comp-Att-Int	16-23-0	17-37-2
Total Net Yards	494	328
Fumbles: Number-Lost	1-1	0-0
Penalties: Number-Yards	6-56	4-30
Possession Time	35:43	24:17
Third Down Conversions	8 of 16	2 of 14
Sacks By: Number-Yards	2-9	1-4

INDIVIDUAL STATISTICS

RUSHING: Arkansas State - Kennedy, Adam 22-102; Thornton, S. 17-72; Gordon, Michael 17-72; McKissic, J.D. 1-15; TEAM 1-minus 2. ULM - Browning, K 13-55; Edwards, Jyruss 6-39; Donald, C 8-32; McNeal, D 1-11. **PASSING:** Arkansas State - Kennedy, Adam 16-23-0-235. ULM - Browning, K 17-37-2-191. **RECEIVING:** Arkansas State - McKissic, J.D. 7-75; Jones, Julian 4-79; Gordon, Michael 2-59; Thornton, S. 1-11; Muse, Allen 1-7; Griswold, D. 1-4. ULM - Holley, Ajalen 7-35; Ceasar, Rashon 5-118; Donald, C 3-22; Perrier, Tre' 2-16. **INTERCEPTIONS:** Arkansas State - Brown, Artez 1-20; Young, Sterling 1-2. ULM - None. **FUMBLES:** Arkansas State - Gordon, Michael 1-1. ULM - None.



MONROE, La. (11/9/13) – The Arkansas State special teams units blocked two kicks, while senior quarterback Adam Kennedy posted 337 yards total offense and running back Michael Gordon recorded a career-best four touchdowns to help lead the Red Wolves past Louisiana-Monroe 42-14 in a Sun Belt Conference matchup at Malone Stadium.

With the victory, A-State (5-4, 3-1) moved into sole possession of second place in the SBC league standings.

Kennedy finished the night with a season-high in rushing yards (102) and touchdown rushes (2). He also added 235 yards passing with a touchdown. Both of Kennedy's rushing touchdowns came after the result of a block by the A-State special teams unit.

The first block came with 3:58 to go in the third quarter when Ryan Carrethers got his hands on a 39-yard field goal attempt by Justin Manton. Artez Brown returned it to the ASU 44 and the offense did not waste the opportunity.

Kennedy led the Red Wolves on a five-play, 56-yard drive that culminated with an eight-yard touchdown run from Kennedy to push the lead to 28-14 with 1:40 to go in the third quarter.

Arkansas State added a punt block in the fourth quarter when LaAngelo Albright blocked and recovered Manton's punt from inside the ULM 10-yard line. Kennedy again made the Warhawks pay by punching it in two plays later from four yards out to extend the lead to 35-14 with 9:26 to play in the game.

The final dagger came with 4:40 to play in the fourth quarter when Michael Gordon scored his third rushing touchdown of the night to put A-State up 42-14. The score was set up by an Artez Brown interception with 9:13 to go and the Red Wolves went on a 10-play, 4:33 drive that was capped with Gordon's touchdown.

Senior kicker Brian Davis added the extra-point and in the process tied the Sun Belt Conference record for most points by kicking with 295.

For the second straight week the Red Wolves took advantage of a Sterling Young third quarter interception. The junior safety intercepted Browning and

returned it to the ULM 36 yard line to setup the go-ahead score by Michael Gordon.

J.D. McKissic set up the score for Gordon by taking a reverse rush 15 yards down to the ULM 1 yard line and Gordon scored on the next play to give A-State a 21-14 edge with 8:00 to go in the third quarter.

Gordon finished the night with 72 yards rushing and three rushing touchdowns while also hauling in two passes for 59 yards and a score.

A-State started its scoring on the night by constructing a 91-yard scoring drive near the end of the first quarter that was highlighted by a 51-yard touchdown pass to Gordon and put the Red Wolves up 7-0 with 49 seconds to go in the quarter. It was Gordon's first touchdown reception of his career and Kennedy's first touchdown pass since Oct. 12 against Idaho.

The lead would not last as the Warhawks needed just two plays to answer the score when Kolten Browning connected with Rashon Ceasar on the final play of the first quarter to tie the score at 7-7.

The scoring continued on the following possession when McKissic returned the kickoff 50 yards to give the Red Wolves' offense a short field. A-State reached deep into its playbook of the first play, executing a reverse double-pass from Kennedy to Jones for a 49-yard gain to put the ball on the ULM 1 yard line. Gordon punched it on the next play and the Red Wolves took a 14-7 lead with over 14 minutes remaining in the first half.

The pass to Jones began with Fredi Knighten lining up in the quarterback position and handing the ball off to McKissic who then lateraled the ball to Kennedy who then passed it to Jones for the big gain.

ULM tied the game before halftime thanks to a 10-play, 90-yard drive that was capped by a 10-yard touchdown pass by Browning to Ceasar with eight seconds remaining in the first half.

A-State finished the night with 494 yards of total offense, 259 of which came via the ground game. McKissic led the Red Wolves with seven catches for 75 yards while Qushaun Lee led the squad with seven tackles

GAME 10

NOV. 16, 2013 | LIBERTY BANK STADIUM: 23,143
Arkansas State 42, Louisiana-Monroe 14

Score by Quarters		1	2	3	4	Score
Arkansas State		7	14	14	3	38
Texas State		14	7	0	0	21

Team	Qtr	Time	Scoring play	Pys-Yds	TOP	Score
TXST	1	10:23	Franks 41 yd rec.	2-46	0:40	0-7
ASU	1	09:22	Gordon 40 yd run	3-70	1:01	7-7
TXST	1	05:08	Franks 4 yd run	9-59	4:09	7-14
ASU	2	12:44	Gordon 9 yd run	12-80	3:58	14-14
TXST	2	05:35	Carden 7 yd rec.	3-22	1:11	14-21
ASU	2	01:13	McKissic 8 yd rec.	10-71	4:16	21-21
ASU	3	07:57	Gordon 16 yd run	4-32	1:41	28-21
ASU	3	00:27	Oku 1 yd run	13-82	5:26	35-21
ASU	4	12:14	Davis 23 yd field goal	4-4	1:56	38-21

TEAM STATISTICS

	ASU	Texas State
First Downs	22	16
Net yards rushing	328	158
Net yards passing	96	210
Passes Comp-Att-Int	14-18-1	18-30-0
Total Net Yards	424	368
Fumbles: Number-Lost	0-0	1-0
Penalties: Number-Yards	4-29	9-57
Possession Time	32:57	27:03
Third Down Conversions	6 of 14	4 of 14
Sacks By: Number-Yards	1-1	0-0

INDIVIDUAL STATISTICS

RUSHING: Texas State - Lowe, Robert 14-86; Gay, Tim 2-41; Nutall, Chris 3-20; Jones, Tyler 11-13; Franks, T 2-10; Robinson, Zach 1-minus 12. Arkansas State - Gordon, Michael 19-184; Kennedy, Adam 18-78; Oku, David 16-55; Thornton, S. 3-13; TEAM 1-minus 2. **PASSING:** Texas State-Jones, Tyler 17-28-0-204; DeLancellotti 1-1-0-6; TEAM 0-1-0-0. Arkansas State-Kennedy, Adam 14-18-1-96. **RECEIVING:** Texas State - Erickson, Andy 4-51; Lowe, Robert 4-43; Carden, Ryan 3-42; Ijah, Ben 2-5; Franks, T 1-41; Miller, Bradley 1-11; Smith, Brandon 1-7; Dann, Jason 1-6; Battle, Isaiah 1-4. Arkansas State - McKissic, J.D. 7-41; Griswold, D. 3-18; Jones, Julian 2-12; Muse, Allen 1-21; Fleming, R.J. 1-4. **INTERCEPTIONS:** Texas State - Mayo, David 1-7. Arkansas State - None. **FUMBLES:** Texas State - Lowe, Robert 1-0. Arkansas State - None.



JONESBORO, Ark. (11/16/13) — Arkansas State piled up 328 rushing yards and sophomore running back Michael Gordon scored three touchdowns in a 38-21 victory over Texas State at Liberty Bank Stadium, giving A-State its sixth victory of the year to make them bowl eligible for sixth time over the last nine seasons.

A-State claimed its third straight win of the year, improving to 6-4 overall and 4-1 in Sun Belt Conference play as they maintained its hold on sole possession of second place in the Sun Belt Conference standings. Texas State dropped to 6-4 overall and 2-3 in conference play.

Gordon rushed for a career-high 184 yards and had three rushing touchdowns for the Red Wolves, which has now won 19 of its last 21 conference games. Junior linebacker Qushaun Lee had a team-high 12 tackles, while senior defensive end Darius Dunaway and junior defensive back Artez Brown combined for a sack to lead the way for the A-State defense.

"I'm really proud of the way our team played again tonight," A-State head coach Bryan Harsin said. "Second half, defensively, they came out there and didn't score any points, so great adjustments by the defense and the same goes for the offensive side. We always want to start off fast in both areas, but we have made good adjustments each game so we can go out there and finish these games off. We wanted to run the football tonight, that was a goal for us and we were able to do that."

The Red Wolves fell behind 14-7 after the first quarter, but Gordon scored his second touchdown of the night to tie the score at 14-14 with 12:44 to go in the first half. The Bobcats took the lead back on a 7-yard touchdown pass from Tyler Jones to Ryan Carden with 5:35 to go in

the quarter to take a 21-14 lead.

The advantage would not last long as A-State responded with a 10-play, 71-yard drive before the half that was culminated with an 8-yard touchdown pass from Adam Kennedy to J.D. McKissic to tie the score with just over a minute left to go in the first half.

Gordon finished the first half with 122 yards rushing and two touchdowns on 11 carries, while the Red Wolves racked up 273 of total offense during the first 30 minutes of play.

A-State took the lead for good in the with 7:57 to go in the third quarter when Gordon crossed the goal line for his third score of the night to put the Red Wolves up 28-21. The lead expanded to 35-21 when David Oku punched it in from 1-yard out with 27 seconds to go in the third quarter.

The Red Wolves took advantage of a Texas State miscue in the fourth quarter when Texas State punter Zach Robinson was ruled to have had taken a knee while fielding the punt and A-State took over at the Bobcats' 10 yard line. Brian Davis connected on a 23-yard field goal with 12:14 to go in the game to set the final at 38-21.

Davis also became the Sun Belt Conference all-time leader in career points when he added the extra-point on Gordon's first touchdown of the night in the first quarter. He now has 303 career points.

Gordon scored on his first touchdown of the night when he broke a 40-yard run to tie the score at 7-7. He finished the night with 184 yards rushing and three touchdowns, while Kennedy rushed for 78 yards and Oku added 55 yards.

McKissic hauled in seven receptions for 41 yards and a touchdown and also had a long punt return of 43 yards on the night.

Arkansas State Game Results (as of Nov 17, 2013)
All games

Date	Opponent	Score	Overall	Conference	Time	Attend
Aug 31, 2013	UAPB	W 62-11	1-0	0-0	3:13	30451
Sep 07, 2013	at Auburn	L 9-38	1-1	0-0	3:15	83246
* Sep 12, 2013	TROY	W 41-34	2-1	1-0	3:59	26012
Sep 21, 2013	at Memphis	L 7-31	2-2	1-0	2:49	36279
Sep 28, 2013	at Missouri	L 19-41	2-3	1-0	3:21	62468
Oct 12, 2013	IDAHO	W 48-24	3-3	1-0	3:31	26781
* Oct 22, 2013	UL LAFAYETTE	L 7-23	3-4	1-1	3:13	24578
* Nov 02, 2013	at South Alabama	W 17-16	4-4	2-1	3:09	18228
* Nov 09, 2013	at ULM	W 42-14	5-4	3-1	3:04	13427
* Nov 16, 2013	TEXAS STATE	W 38-21	6-4	4-1	3:19	23143

Arkansas State Combined Team Statistics (as of Nov 17, 2013)

All games

Date	Opponent	Score	Att.	Record:	Overall	Home	Away	Neutral
Aug 31, 201	UAPB	W 62-11	30451	All games	6-4	4-1	2-3	0-0
Sep 07, 201	at Auburn	L 9-38	83246	Conference	4-1	2-1	2-0	0-0
* Sep 12, 201	TROY	W 41-34	26012	Non-Conference	2-3	2-0	0-3	0-0
Sep 21, 201	at Memphis	L 7-31	36279					
Sep 28, 201	at Missouri	L 19-41	62468					
Oct 12, 201	IDAHO	W 48-24	26781	Team Statistics			ASU	OPP
* Oct 22, 201	UL LAFAYETTE	L 7-23	24578	FIRST DOWNS			220	203
* Nov 02, 201	at South Alabama	W 17-16	18228	Rushing			115	95
* Nov 09, 201	at ULM	W 42-14	13427	Passing			99	90
* Nov 16, 201	TEXAS STATE	W 38-21	23143	Penalty			6	18

Rushing	g	att	gain	loss	net	avg	td	lg	avg/g
Gordon, Michael	9	70	554	15	539	7.7	9	91	59.9
Oku, David	9	130	536	45	491	3.8	6	23	54.6
Kennedy, Adam	1	121	564	132	432	3.6	4	28	43.2
Thornton, S.	1	56	334	7	327	5.8	3	33	32.7
Knighten, Fredi	9	24	207	7	200	8.3	3	79	22.2
McKissic, J.D.	1	12	93	2	91	7.6	1	32	9.1
Walker, Marquis	1	11	36	2	34	3.1	0	14	34.0
Daniels, K.	2	7	22	1	21	3.0	0	6	10.5
Butterfield, P.	2	1	0	0	0	0.0	0	0	0.0
TEAM	6	10	0	24	-24	-2.4	0	0	-4.0
Total	1	442	2346	235	2111	4.8	26	91	211.1
Opponents	1	388	2109	241	1868	4.8	17	70	186.8

Passing	g	effic	comp	att	int	pct	yds	td	lg	avg/g
Kennedy, Adam	1	139.72	194	281	5	69.0	2130	9	80	213.0
Knighten, Fredi	9	132.51	8	11	0	72.7	39	1	15	4.3
Houston, Tres	9	171.80	1	2	0	50.0	29	0	29	3.2
Butterfield, P.	2	217.60	1	1	0	100.	14	0	14	7.0
Total	1	139.93	204	295	5	69.2	2212	10	80	221.2
Opponents	1	124.31	181	326	8	55.5	2310	14	68	231.0

Receiving	g	no.	yds	avg	td	lg	avg/g
McKissic, J.D.	1	61	504	8.3	3	40	50.4
Jones, Julian	1	48	615	12.8	3	80	61.5
Muse, Allen	1	25	340	13.6	1	55	34.0
Griswold, D.	1	22	269	12.2	2	37	26.9
Oku, David	9	14	108	7.7	0	30	12.0
Gordon, Michael	9	8	141	17.6	1	51	15.7
Fleming, R.J.	1	8	97	12.1	0	28	9.7
Rains, Kenneth	1	6	66	11.0	0	25	6.6
Thornton, S.	1	6	50	8.3	0	17	5.0
Houston, Tres	9	5	26	5.2	0	9	2.9
Hayes, Rocky	1	1	-4	-4.0	0	0	-0.4
Total	1	204	2212	10.8	10	80	221.2
Opponents	1	181	2310	12.8	14	68	231.0

Field Goals	fg	pct.	01-19	20-29	30-39	40-49	50-99	lg	blk
Davis, Brian	11-11	100.	0-0	4-4	3-3	3-3	1-1	50	0

Scoring	td	fg	PAT	kick	rush	rcv	pass	dxp	saf	pts
Davis, Brian	-	11-11	35-36	-	-	-	-	-	-	68
Gordon, Michael	10	-	-	-	-	-	-	-	-	60
Oku, David	6	-	-	-	-	-	-	-	-	36
McKissic, J.D.	5	-	-	-	-	-	-	-	-	30
Kennedy, Adam	4	-	-	-	-	-	-	-	-	24
Knighten, Fredi	3	-	-	-	-	0-1	-	-	-	18
Jones, Julian	3	-	-	-	-	-	-	-	-	18
Thornton, S.	3	-	-	-	-	-	-	-	-	18
Griswold, D.	2	-	-	-	-	-	-	-	-	12
Muse, Allen	1	-	-	-	-	-	-	-	-	6
Total	37	11-11	35-36	-	-	0-1	-	-	-	290
Opponents	32	10-14	29-30	1-1	-	0-1	-	-	-	253

Score by Quarters	1st	2nd	3rd	4th	OT	Total
Arkansas State	78	79	79	54	0	290
Opponents	80	68	58	47	0	253

Team Statistics	ASU	OPP
FIRST DOWNS	220	203
Rushing	115	95
Passing	99	90
Penalty	6	18
RUSHING YARDAGE	2111	1868
Rushing Attempts	442	388
Average Per Rush	4.8	4.8
Average Per Game	211.1	186.8
TDs Rushing	26	17
PASSING YARDAGE	2212	2310
Comp-Att-Int	204-295-5	181-326-8
Average Per Pass	7.5	7.1
Average Per Catch	10.8	12.8
Average Per Game	221.2	231.0
TDs Passing	10	14
TOTAL OFFENSE	4323	4178
Average Per Play	5.9	5.9
Average Per Game	432.3	417.8
KICK RETURNS: #-Yards	27-706	37-700
PUNT RETURNS: #-Yards	18-150	14-112
INT RETURNS: #-Yards	8-84	5-57
FUMBLES-LOST	9-5	11-5
PENALTIES-Yards	71-570	54-441
PUNTS-AVG	50-40.8	57-43.0
TIME OF POSSESSION/G	29:51	30:09
3RD-DOWN Conversions	70/152	57/156
4TH-DOWN Conversions	4/17	7/18

Interceptions	no.	yds	avg	td	lg
Hayes, Rocky	3	43	14.3	0	43
Young, Sterling	2	2	1.0	0	2
Jackson, F.	1	19	19.0	0	19
Brown, Artez	1	20	20.0	0	20
Draper, Amos	1	0	0.0	0	0

Punting	no.	yds	avg	lg	tb	fc	i2050+	blk
Jones, Paul	31	120	39.0	54	5	9	10	4
Ferguson, Luke	19	831	43.7	63	1	4	6	4

Punt Returns	no.	yds	avg	td	lg
McKissic, J.D.	15	136	9.1	0	43
Fleming, R.J.	2	8	4.0	0	8
Mays, Booker	1	6	6.0	0	0
Total	18	150	8.3	0	43
Opponents	14	112	8.0	0	31

Kick Returns	no.	yds	avg	td	lg
McKissic, J.D.	15	444	29.6	1	98
Jones, Julian	8	175	21.9	0	25
Gordon, Michael	2	25	12.5	0	15
Fleming, R.J.	1	56	56.0	0	56
Williams, D.	1	6	6.0	0	6
Total	27	706	26.1	1	98
Opponents	37	700	18.9	0	35

All Purpose	g	rush	rcv	pr	kr	ir	total	avg/g
McKissic, J.D.	10	91	504	136	444	0	1175	117.5
Jones, Julian	10	0	615	0	175	0	790	79.0
Gordon, Mich	9	539	141	0	25	0	705	78.3
Oku, David	9	491	108	0	0	0	599	66.6
Kennedy, Ada	10	432	0	0	0	0	432	43.2
Total	10	2111	2212	150	706	84	5263	526.3
Opponents	10	1868	2310	112	700	57	5047	504.7

Total Offense	g	plays	rush	pass	total	avg/g
Kennedy, Adam	10	402	432	2130	2562	256.2
Gordon, Michael	9	70	539	0	539	59.9
Oku, David	9	130	491	0	491	54.6
Thornton, S.	10	56	327	0	327	32.7
Knighten, Fredi	9	35	200	39	239	26.6
Total	10	737	2111	2212	4323	432.3
Opponents	10	714	1868	2310	4178	417.8

Defensive Leaders		gp	ua	Tackles			Sacks	Pass defense		Fumbles	blkd			
##				a	tot	tfl/vds	no-vds	int-vds	brup	qpb	rcv-vds	ff	kick	saf

Arkansas State Overall Team Statistics (as of Nov 17, 2013)
All games

Team Statistics	ASU	OPP
SCORING	290	253
Points Per Game	29.0	25.3
FIRST DOWNS	220	203
Rushing	115	95
Passing	99	90
Penalty	6	18
RUSHING YARDAGE	2111	1868
Yards gained rushing	2346	2109
Yards lost rushing	235	241
Rushing Attempts	442	388
Average Per Rush	4.8	4.8
Average Per Game	211.1	186.8
TDs Rushing	26	17
PASSING YARDAGE	2212	2310
Comp-Att-Int	204-295-5	181-326-8
Average Per Pass	7.5	7.1
Average Per Catch	10.8	12.8
Average Per Game	221.2	231.0
TDs Passing	10	14
TOTAL OFFENSE	4323	4178
Total Plays	737	714
Average Per Play	5.9	5.9
Average Per Game	432.3	417.8
KICK RETURNS: #-Yards	27-706	37-700
PUNT RETURNS: #-Yards	18-150	14-112
INT RETURNS: #-Yards	8-84	5-57
KICK RETURN AVERAGE	26.1	18.9
PUNT RETURN AVERAGE	8.3	8.0
INT RETURN AVERAGE	10.5	11.4
FUMBLES-LOST	9-5	11-5
PENALTIES-Yards	71-570	54-441
Average Per Game	57.0	44.1
PUNTS-Yards	50-2040	57-2453
Average Per Punt	40.8	43.0
Net punt average	36.2	37.6
KICKOFFS-Yards	59-3600	51-3144
Average Per Kick	61.0	61.6
Net kick average	40.3	37.0
TIME OF POSSESSION/Game	29:51	30:09
3RD-DOWN Conversions	70/152	57/156
3rd-Down Pct	46%	37%
4TH-DOWN Conversions	4/17	7/18
4th-Down Pct	24%	39%
SACKS BY-Yards	18-121	24-120
MISC YARDS	23	0
TOUCHDOWNS SCORED	37	32
FIELD GOALS-ATTEMPTS	11-11	10-14
ON-SIDE KICKS	0-0	0-0
RED-ZONE SCORES	(36-41) 88%	(34-45) 76%
RED-ZONE TOUCHDOWNS	(27-41) 66%	(25-45) 56%
PAT-ATTEMPTS	(35-36) 97%	(29-30) 97%
ATTENDANCE	130965	213648
Games/Avg Per Game	5/26193	5/42730
Neutral Site Games		0/0

Score by Quarters	1st	2nd	3rd	4th	OT	Total
Arkansas State	78	79	79	54	0	290
Opponents	80	68	58	47	0	253

Arkansas State Overall Individual Statistics (as of Nov 17, 2013)
All games

Rushing	g	att	gain	loss	net	avg	td	lg	avg/g
Gordon, Michael	9	70	554	15	539	7.7	9	91	59.9
Oku, David	9	130	536	45	491	3.8	6	23	54.6
Kennedy, Adam	1	121	564	132	432	3.6	4	28	43.2
Thornton, S.	1	56	334	7	327	5.8	3	33	32.7
Knighten, Fredi	9	24	207	7	200	8.3	3	79	22.2
McKissic, J.D.	1	12	93	2	91	7.6	1	32	9.1
Walker, Marquis	1	11	36	2	34	3.1	0	14	34.0
Daniels, K.	2	7	22	1	21	3.0	0	6	10.5
Butterfield, P.	2	1	0	0	0	0.0	0	0	0.0
TEAM	6	10	0	24	-24	-2.4	0	0	-4.0
Total	1	442	2346	235	2111	4.8	26	91	211.1
Opponents	1	388	2109	241	1868	4.8	17	70	186.8

Passing	g	effic	comp	att	in	pct	yds	td	lg	avg/g
Kennedy, Adam	1	139.72	194	281	5	69.0	2130	9	80	213.0
Knighten, Fredi	9	132.51	8	11	0	72.7	39	1	15	4.3
Houston, Tres	9	171.80	1	2	0	50.0	29	0	29	3.2
Butterfield, P.	2	17.60	1	1	0	100.	14	0	14	7.0
Total	1	139.93	204	295	5	69.2	2212	10	80	221.2
Opponents	1	124.31	181	326	8	55.5	2310	14	68	231.0

Receiving	g	no.	yds	avg	td	lg	avg/g
McKissic, J.D.	1	61	504	8.3	3	40	50.4
Jones, Julian	1	48	615	12.8	3	80	61.5
Muse, Allen	1	25	340	13.6	1	55	34.0
Griswold, D.	1	22	269	12.2	2	37	26.9
Oku, David	9	14	108	7.7	0	30	12.0
Gordon, Michael	9	8	141	17.6	1	51	15.7
Fleming, R.J.	1	8	97	12.1	0	28	9.7
Rains, Kenneth	1	6	66	11.0	0	25	6.6
Thornton, S.	1	6	50	8.3	0	17	5.0
Houston, Tres	9	5	26	5.2	0	9	2.9
Hayes, Rocky	1	1	-4	-4.0	0	0	-0.4
Total	1	204	2212	10.8	10	80	221.2
Opponents	1	181	2310	12.8	14	68	231.0

Punt Returns	no.	yds	avg	td	lg
McKissic, J.D.	15	136	9.1	0	43
Fleming, R.J.	2	8	4.0	0	8
Mays, Booker	1	6	6.0	0	0
Total	18	150	8.3	0	43
Opponents	14	112	8.0	0	31

Interceptions	no.	yds	avg	td	lg
Hayes, Rocky	3	43	14.3	0	43
Young, Sterling	2	2	1.0	0	2
Brown, Artez	1	20	20.0	0	20
Jackson, F.	1	19	19.0	0	19
Draper, Amos	1	0	0.0	0	0
Total	8	84	10.5	0	43
Opponents	5	57	11.4	0	37

Kick Returns	no.	yds	avg	td	lg
McKissic, J.D.	15	444	29.6	1	98
Jones, Julian	8	175	21.9	0	25
Gordon, Michael	2	25	12.5	0	15
Fleming, R.J.	1	56	56.0	0	56
Williams, D.	1	6	6.0	0	6
Total	27	706	26.1	1	98
Opponents	37	700	18.9	0	35

Fumble Returns	no.	yds	avg	td	lg
Young, Sterling	1	1	1.0	0	1
Total	1	1	1.0	0	1
Opponents	1	37	37.0	1	37

Arkansas State Overall Individual Statistics (as of Nov 17, 2013)
All games

Scoring	td	fg	PAT				dx	saf	pts
			kick	rush	rcv	pass			
Davis, Brian	-	11-11	35-36	-	-	-	-	-	68
Gordon, Michael	10	-	-	-	-	-	-	-	60
Oku, David	6	-	-	-	-	-	-	-	36
McKissic, J.D.	5	-	-	-	-	-	-	-	30
Kennedy, Adam	4	-	-	-	-	-	-	-	24
Knighten, Fredi	3	-	-	-	-	0-1	-	-	18
Jones, Julian	3	-	-	-	-	-	-	-	18
Thornton, S.	3	-	-	-	-	-	-	-	18
Griswold, D.	2	-	-	-	-	-	-	-	12
Muse, Allen	1	-	-	-	-	-	-	-	6
Total	37	11-11	35-36	-	-	0-1	-	-	290
Opponents	32	10-14	29-30	1-1	-	0-1	-	-	253

Total Offense	g		plays	rush	pass	total	avg/g
Kennedy, Adam	10	402	432	2130	2562	256.2	
Gordon, Michael	9	70	539	0	539	59.9	
Oku, David	9	130	491	0	491	54.6	
Thornton, S.	10	56	327	0	327	32.7	
Knighten, Fredi	9	35	200	39	239	26.6	
McKissic, J.D.	10	12	91	0	91	9.1	
Walker, Marquis	1	11	34	0	34	34.0	
Houston, Tres	9	2	0	29	29	3.2	
Daniels, K.	2	7	21	0	21	10.5	
Butterfield, P.	2	2	0	14	14	7.0	
TEAM	6	10	-24	0	-24	-4.0	
Total	10	737	2111	2212	4323	432.3	
Opponents	10	714	1868	2310	4178	417.8	

Field Goals	fg	pct.	01-19	20-29	30-39	40-49	50-99	lg	blk
Davis, Brian	11-11	100.	0-0	4-4	3-3	3-3	1-1	50	0

FG Sequence	Arkansas State	Opponents
UAPB	-	(39)
Auburn	(34),(21),(42)	(35)
TROY	-	49
Memphis	-	(23)
Missouri	(41),(21),(44),(33)	24
Idaho	(38),(21)	(28)
UL Lafayette	-	(36),(38),28,(30)
South Alabama	(50)	(27),(19),(30)
ULM	-	39
Texas State	(23)	-

Punting	no.	yds	avg	lg	tb	fc	i20	50+	blk
Jones, Paul	31	120	39.0	54	5	9	10	4	0
Ferguson, Luke	19	831	43.7	63	1	4	6	4	0
Total	50	204	40.8	63	6	13	16	8	0
Opponents	57	245	43.0	59	8	9	18	18	1

Kickoffs	no.	yds	avg	tb	ob	retn	net yd	ln
Davis, Brian	57	355	62.4	20	1			
Fulcher, Jeremy	1	-20	-20.	0	0			
Ferguson, Luke	1	65	65.0	1	0			
Total	59	360	61.0	21	1	18.9	40.3	24
Opponents	51	314	61.6	22	0	26.1	37.0	27

Numbers in (parentheses) indicate field goal was made.

Arkansas State Overall Individual Statistics (as of Nov 17, 2013)
All games

All Purpose	g	rush	rcv	pr	kr	ir	total	avg/g
McKissic, J.D	10	91	504	136	444	0	1175	117.5
Jones, Julian	10	0	615	0	175	0	790	79.0
Gordon, Mich	9	539	141	0	25	0	705	78.3
Oku, David	9	491	108	0	0	0	599	66.6
Kennedy, Ad	10	432	0	0	0	0	432	43.2
Thornton, S.	10	327	50	0	0	0	377	37.7
Muse, Allen	10	0	340	0	0	0	340	34.0
Griswold, D.	10	0	269	0	0	0	269	26.9
Knighten, Fre	9	200	0	0	0	0	200	22.2
Fleming, R.J.	10	0	97	8	56	0	161	16.1
Rains, Kenne	10	0	66	0	0	0	66	6.6
Hayes, Rocky	10	0	-4	0	0	43	39	3.9
Walker, Marq	1	34	0	0	0	0	34	34.0
Houston, Tre	9	0	26	0	0	0	26	2.9
Daniels, K.	2	21	0	0	0	0	21	10.5
Brown, Artez	10	0	0	0	0	20	20	2.0
Jackson, F.	10	0	0	0	0	19	19	1.9
Mays, Booker	6	0	0	6	0	0	6	1.0
Williams, D.	10	0	0	0	6	0	6	0.6
Young, Sterli	10	0	0	0	0	2	2	0.2
TEAM	6	-24	0	0	0	0	-24	-4.0
Total	10	2111	2212	150	706	84	5263	526.3
Opponents	10	1868	2310	112	700	57	5047	504.7

Arkansas State Overall Defensive Statistics (as of Nov 17, 2013)
All games

#	Defensive Leaders	gp	Tackles				Sacks no-yds	Pass defense			Fumbles		blkd		
			ua	a	tot	tfl/yds		int-yds	brup	qbh	rcv-yds	ff	kick	saf	
48	Lee, Qushaun	10	46	56	102	5.0-14	0.5-4	.	3	4	.	2	.	.	.
98	Carrethers, R.	10	31	42	73	6.5-27	3.5-23	.	.	1	.	.	1	.	.
11	Young, Sterling	10	37	24	61	1.0-3	.	2-2	1	.	1-1
29	Humes, Chris	10	26	19	45	3.5-15	1.0-8	.	2
5B	Coleman, Kyle	10	24	21	45	2.0-2	1.0-1	.	2	.	1-0
42	Stone, Chris	10	21	16	37	9.5-44	3.0-18	.	3	2	.	1	.	.	.
3	Hayes, Rocky	10	20	11	31	1.0-2	.	3-43	9	1
37	Porter, Eddie	10	6	24	30	3.5-5	.	.	2	4	1-0	1	.	.	.
27	Hunter, Money	9	11	18	29	0.5-3	.	.	2
10	Brown, Artez	10	18	11	29	0.5-1	0.5-1	1-20	5	.	1-0
24	Tryon, Andrew	7	12	16	28	1.0-2	.	.	4
6	Jackson, F.	10	11	13	24	3.5-5	.	1-19	1	.	.	1	.	.	.
55	Woodson, Xavier	8	9	12	21	.	.	.	1
8	Girley, C.	10	9	12	21	0.5-1	.	.	1
77	Blackmon, D.	9	10	11	21	3.0-24	2.0-23	.	1	2
97	Draper, Amos	7	7	11	18	3.0-15	.	1-0	1	1	.	1	.	.	.
93	Dunaway, Darius	9	6	9	15	2.0-8	2.0-8	.	2	.	.	1	.	.	.
52	Heath, Q.	9	3	9	12	1.5-9	1.0-8
90	Odom, Chris	10	5	7	12	2.0-10	2.5-6
30	Collins, Kelsey	10	6	5	11
16	Turner, T.	9	3	5	8
96	Gandy, John	9	3	5	8	4.0-19	1.0-13
32	Jacobs, Ryan	10	3	5	8
41	Albright, L.	10	2	5	7	0.5-4	.	.	1
22	Barnhill, Brock	8	4	3	7
92	Rosser, Darrius	9	4	2	6	1.0-8	1.0-8
34	Gordon, Michael	9	5	.	5
26	Williams, D.	10	2	1	3
43	Valgis, Raziel	4	.	3	3
94	Owens, Markel	8	1	2	3	1.0-2
4	Fleming, R.J.	10	2	.	2	1	.	.	.
21	Thornton, S.	10	1	1	2	1-0
33	Buckley, Darius	2	.	2	2
17	Muse, Allen	10	.	1	1
87	Rains, Kenneth	10	.	1	1
18	Mays, Booker	6	.	1	1	1	.	.
7B	Hart, Jamaris	4	1	.	1
45	Eustace, Ryan	1	.	1	1
40	Jones, Ja'Von	1	1	.	1
99	Mathieu, Jabari	1	.	1	1
5	Kennedy, Adam	10	1	.	1
Total		10	351	386	737	56-223	18-121	8-84	41	15	5-1	8	2	.	.
Opponents		10	390	457	847	73-246	24-120	5-57	24	30	5-37	8	.	.	.

Arkansas State Passing Game-by-Game (as of Nov 17, 2013)
All games

#5 Kennedy, Adam	Comp	Att	Int	Pct	Yards	TD	Long	Sacked	Effic
UAPB	9	12	0	75.0	149	1	48	0-0	206.80
Auburn	30	42	0	71.4	284	0	40	2-14	128.23
TROY	20	34	0	58.8	282	1	55	2-7	138.20
Memphis	20	37	1	54.1	166	0	22	7-31	86.34
Missouri	37	46	1	80.4	318	1	37	5-23	141.33
Idaho	22	32	1	68.8	375	4	80	2-13	202.19
UL Lafayette	11	20	1	55.0	89	0	18	1-9	82.38
South Alabama	15	17	0	88.2	136	0	31	3-16	155.44
ULM	16	23	0	69.6	235	1	51	1-4	169.74
Texas State	14	18	1	77.8	96	1	21	1-3	129.80
TOTALS	194	281	5	69.0	2130	9	80	24-120	139.72

#9 Knighten, Fredi	Comp	Att	Int	Pct	Yards	TD	Long	Sacked	Effic
Memphis	2	2	0	100.0	15	1	15	0-0	328.00
Missouri	0	1	0	0.0	0	0	0	0-0	0.00
South Alabama	6	8	0	75.0	24	0	11	0-0	100.20
TOTALS	8	11	0	72.7	39	1	15	0-0	132.51

#15 Houston, Tres	Comp	Att	Int	Pct	Yards	TD	Long	Sacked	Effic
TROY	1	1	0	100.0	29	0	29	0-0	343.60
UL Lafayette	0	1	0	0.0	0	0	0	0-0	0.00
TOTALS	1	2	0	50.0	29	0	29	0-0	171.80

#1B Butterfield, P.	Comp	Att	Int	Pct	Yards	TD	Long	Sacked	Effic
UAPB	1	1	0	100.0	14	0	14	0-0	217.60
TOTALS	1	1	0	100.0	14	0	14	0-0	217.60

Arkansas State Rushing/Receiving Game-by-Game (as of Nov 17, 2013)
All games

RUSHING	No-Yds/TD	UAPB	AU	TROY	MEM	MU	UI	UL	USA	ULM	TXST
Gordon, Michael RB	70-539/9	4-102/1	4--7/0	8-115/2	2-9/0	DNP	3-7/0	7-31/0	6-26/0	17-72/3	19-184/
Oku, David RB	130-491/6	16-124/	16-48/0	21-74/2	12-45/0	19-36/0	17-69/1	6-15/0	7-25/0	DNP	16-55/1
Kennedy, Adam QB	121-432/4	-	12-74/0	6-17/0	16-24/0	12-26/0	9-22/0	10-24/1	16-65/1	22-102/	18-78/0
Thornton, S. RB	56-327/3	9-112/2	2--1/0	1-3/0	-	5-21/0	13-85/0	1-7/0	5-15/1	17-72/0	3-13/0
Knighten, Fredi QB	24-200/3	3-101/2	4-24/0	3-24/1	1--4/0	1--2/0	1-1/0	1-2/0	10-54/0	-	DNP
McKissic, J.D. WR	12-91/1	3-22/1	-	1-2/0	-	4-36/0	1-8/0	-	2-8/0	1-15/0	-
Walker, Marquis RB	11-34/0	11-34/0	DNP	DNP	DNP	DNP	DNP	DNP	DNP	DNP	DNP
Daniels, K. RB	7-21/0	7-21/0	DNP	DNP	DNP	DNP	DNP	DNP	DNP	DNP	-
Butterfield, P. QB	1-0/0	1-0/0	DNP	DNP	DNP	DNP	-	DNP	DNP	DNP	DNP
TEAM	10--24/0	3--7/0	DNP	3--7/0	DNP	DNP	1--2/0	DNP	1--4/0	1--2/0	1--2/0

RECEIVING	No-Yds/TD	UAPB	AU	TROY	MEM	MU	UI	UL	USA	ULM	TXST
Jones, Julian WR	48-615/3	2-45/1	7-29/0	8-65/0	6-59/0	10-136/	4-135/1	2-7/0	3-48/0	4-79/0	2-12/0
McKissic, J.D. WR	61-504/3	2-3/0	3-57/0	1-28/0	5-23/1	15-117/	9-80/1	6-51/0	6-29/0	7-75/0	7-41/1
Muse, Allen WR	25-340/1	1-13/0	1-7/0	6-158/1	3-29/0	1-5/0	2-16/0	2-26/0	7-58/0	1-7/0	1-21/0
Griswold, D. TE	22-269/2	1-14/0	5-46/0	2-40/0	1-20/0	3-21/0	5-89/2	-	1-17/0	1-4/0	3-18/0
Gordon, Michael RB	8-141/1	1-48/0	1-9/0	-	2-20/0	DNP	-	-	2-5/0	2-59/1	-
Oku, David RB	14-108/0	-	6-70/0	1-8/0	2-15/0	3--10/0	1-27/0	-	1--2/0	DNP	-
Fleming, R.J. WR	8-97/0	2-31/0	2-14/0	-	1-6/0	1-14/0	1-28/0	-	-	-	1-4/0
Rains, Kenneth TE	6-66/0	1-9/0	3-36/0	-	1-13/0	1-8/0	-	-	-	-	-
Thornton, S. RB	6-50/0	-	1-7/0	-	-	3-27/0	-	1-5/0	-	1-11/0	-
Houston, Tres WR	5-26/0	-	1-9/0	3-12/0	-	DNP	-	-	1-5/0	-	-
Hayes, Rocky	1--4/0	-	-	-	1--4/0	-	-	-	-	-	-

Arkansas State Return Stats Game-by-Game (as of Nov 17, 2013)
All games

PUNT RETURNS	No-Yds	UAPB	AU	TROY	MEM	MU	UI	UL	USA	ULM	TXST
McKissic, J.D.	15-136	-	-	3-26	-	1--1	5-48	-	2-7	2-10	2-46
Fleming, R.J.	2-8	2-8	-	-	-	-	-	-	-	-	-
Mays, Booker	1-6	-	DNP	-	-	-	DNP	DNP	DNP	1-6	-

KICK RETURNS	No-Yds	UAPB	AU	TROY	MEM	MU	UI	UL	USA	ULM	TXST
McKissic, J.D.	15-444	-	2-36	2-40	3-82	1-27	2-125	2-56	-	3-78	-
Jones, Julian	8-175	-	1-25	-	-	-	2-45	1-22	3-61	-	1-22
Fleming, R.J.	1-56	-	-	-	-	-	1-56	-	-	-	-
Gordon, Michael	2-25	-	1-10	1-15	-	DNP	-	-	-	-	-
Williams, D.	1-6	-	-	-	-	-	-	-	1-6	-	-

INT. RETURNS	No-Yds	UAPB	AU	TROY	MEM	MU	UI	UL	USA	ULM	TXST
Hayes, Rocky	3-43	-	-	1-0	-	-	1-43	1-0	-	-	-
Young, Sterling	2-2	-	-	-	-	-	-	-	1-0	1-2	-
Brown, Artez	1-20	-	-	-	-	-	-	-	-	1-20	-
Jackson, F.	1-19	-	-	1-19	-	-	-	-	-	-	-
Draper, Amos	1-0	-	-	1-0	-	-	DNP	-	DNP	DNP	-

FUMBLE RETURNS	No-Yds	UAPB	AU	TROY	MEM	MU	UI	UL	USA	ULM	TXST
Young, Sterling	1-1	-	-	-	1-1	-	-	-	-	-	-

Arkansas State All-Purpose Yards Game-by-Game (as of Nov 17, 2013)
All games

ALL-PURPOSE YARDS	Total	UAPB	AU	TROY	MEM	MU	UI	UL	USA	ULM	TXST
McKissic, J.D.	1175	25	93	96	105	179	261	107	44	178	87
Jones, Julian	790	45	54	65	59	136	180	29	109	79	34
Gordon, Michael	705	150	12	130	29	DNP	7	31	31	131	184
Oku, David	599	124	118	82	60	26	96	15	23	DNP	55
Kennedy, Adam	432	-	74	17	24	26	22	24	65	102	78
Thornton, S.	377	112	6	3	-	48	85	12	15	83	13
Muse, Allen	340	13	7	158	29	5	16	26	58	7	21
Griswold, D.	269	14	46	40	20	21	89	-	17	4	18
Knighten, Fredi	200	101	24	24	-4	-2	1	2	54	-	DNP
Fleming, R.J.	161	39	14	-	6	14	84	-	-	-	4
Rains, Kenneth	66	9	36	-	13	8	-	-	-	-	-
Hayes, Rocky	39	-	-	-	-4	-	43	-	-	-	-
Walker, Marquis	34	34	DNP	DNP	DNP	DNP	DNP	DNP	DNP	DNP	DNP
Houston, Tres	26	-	9	12	-	DNP	-	-	5	-	-
Daniels, K.	21	21	DNP	DNP	DNP	DNP	DNP	DNP	DNP	DNP	-
Brown, Artez	20	-	-	-	-	-	-	-	-	20	-
Jackson, F.	19	-	-	19	-	-	-	-	-	-	-
Mays, Booker	6	-	DNP	-	-	-	DNP	DNP	DNP	6	-
Williams, D.	6	-	-	-	-	-	-	-	6	-	-
Young, Sterling	2	-	-	-	-	-	-	-	-	2	-
TEAM	-24	-7	-	-7	-	-	-2	-	-4	-2	-2

Arkansas State Total Tackles Game-by-Game (as of Nov 17, 2013)
All games

Total Tackles	UA-A	Total	UAPB	AU	TROY	MEM	MU	UI	UL	USA	ULM	TXST
Lee, Oushaun LB	46-56	102	4-3	3-4	6-6	4-2	4-3	4-11	7-6	4-12	4-3	6-6
Carrethers, R. DL	31-42	73	3-5	3-4	5-2	5-1	2-1	1-6	6-10	4-5	1-2	1-6
Young, Sterling DB	37-24	61	0-1	7-3	2-3	7-0	2-3	3-4	5-1	4-5	3-1	4-3
Humes, Chris DB	26-19	45	3-0	9-3	4-3	3-3	0-2	0-3	-	3-2	2-2	2-1
Coleman, Kyle DB	24-21	45	1-1	2-0	4-3	2-1	2-4	4-5	1-3	5-2	2-0	1-2
Stone, Chris DE	21-16	37	3-0	2-1	1-2	-	2-0	0-2	4-3	1-3	4-1	4-4
Hayes, Rocky DB	20-11	31	3-0	1-0	2-0	5-2	3-1	2-2	2-0	0-4	0-1	2-1
Porter, Eddie DE	6-24	30	0-1	1-0	2-6	0-5	1-2	0-3	0-1	1-2	0-1	1-3
Hunter, Money DB	11-18	29	2-1	DNP	2-0	1-1	0-5	1-3	4-2	0-3	1-2	0-1
Brown, Artez DB	18-11	29	-	2-0	1-1	1-3	4-0	0-2	4-3	2-0	2-1	2-1
Tryon, Andrew DB	12-16	28	DNP	1-4	3-3	DNP	2-3	1-2	1-3	-	DNP	4-1
Jackson, F. DB	11-13	24	-	0-2	2-0	1-1	0-1	2-1	1-3	2-3	3-1	0-1
Girley, C. DB	9-12	21	0-1	0-3	0-3	2-1	0-1	1-1	-	1-1	4-0	1-1
Blackmon, D. DL	10-11	21	2-0	1-2	1-2	2-1	0-1	2-3	1-2	DNP	-	1-0
Woodson, Xavier LB	9-12	21	DNP	-	1-1	5-4	0-2	0-3	2-2	DNP	1-0	-
Draper, Amos DL	7-11	18	1-3	1-2	2-3	1-0	1-0	DNP	1-3	DNP	DNP	-
Dunaway, Darius DL	6-9	15	1-4	0-1	1-0	DNP	1-0	-	1-1	1-2	-	1-1
Odom, Chris DE	5-7	12	0-2	0-1	0-1	1-0	-	1-1	1-1	0-1	2-0	-
Heath, Q. LB	3-9	12	1-1	0-2	0-3	1-2	1-0	0-1	-	-	-	DNP
Collins, Kelsey DB	6-5	11	-	-	2-0	1-0	1-3	1-0	-	1-0	0-2	-
Gandy, John DL	3-5	8	1-2	-	0-2	1-0	DNP	-	1-1	-	-	-
Turner, T. DB	3-5	8	2-2	-	1-0	-	0-1	0-1	DNP	-	-	0-1
Jacobs, Ryan DB	3-5	8	-	-	-	-	1-3	1-0	-	0-1	-	1-1
Albright, L. LB	2-5	7	0-3	1-1	-	-	-	-	-	1-1	-	-
Barnhill, Brock DB	4-3	7	-	DNP	1-0	-	-	1-0	DNP	-	2-2	0-1
Rosser, Darrius DL	4-2	6	-	DNP	-	1-0	-	-	-	1-0	2-2	-
Gordon, Michael	5-0	5	1-0	1-0	1-0	1-0	DNP	-	-	-	-	1-0
Williams, D. DB	2-1	3	1-0	-	-	1-0	-	-	-	0-1	-	-
Owens, Markel DL	1-2	3	-	DNP	-	0-1	1-0	-	0-1	DNP	-	-
Valgis, Raziel DB	0-3	3	0-2	DNP	DNP	DNP	DNP	DNP	DNP	-	0-1	-
Thornton, S.	1-1	2	-	-	-	-	-	-	-	0-1	-	1-0
Buckley, Darius LB	0-2	2	0-2	DNP	DNP	DNP	DNP	-	DNP	DNP	DNP	DNP
Fleming, R.J.	2-0	2	1-0	-	1-0	-	-	-	-	-	-	-
Kennedy, Adam	1-0	1	-	-	-	-	-	-	-	-	1-0	-
Eustace, Ryan	0-1	1	DNP	0-1	DNP	DNP	DNP	DNP	DNP	DNP	DNP	DNP
Mathieu, Jabari DE	0-1	1	DNP	DNP	DNP	0-1	DNP	DNP	DNP	DNP	DNP	DNP
Jones, Ja'Von DE	1-0	1	DNP	DNP	DNP	DNP	1-0	DNP	DNP	DNP	DNP	DNP
Muse, Allen	0-1	1	-	-	-	0-1	-	-	-	-	-	-
Rains, Kenneth	0-1	1	-	-	-	-	-	-	-	0-1	-	-
Hart, Jamaris DB	1-0	1	-	1-0	DNP	-	DNP	-	DNP	DNP	DNP	DNP
Mays, Booker	0-1	1	-	DNP	-	-	-	DNP	DNP	DNP	-	0-1

Arkansas State Sacks Game-by-Game (as of Nov 17, 2013)
All games

[illegible]

Arkansas State Game Superlatives (as of Nov 17, 2013)

All games

INDIVIDUAL GAME HIGHS

Rushes	22	Kennedy, Adam at ULM (Nov 09, 2013)
Yards Rushing	184	Gordon, Michael vs Texas State (Nov 16, 2013)
TD Rushes	3	Gordon, Michael at ULM (Nov 09, 2013)
	3	Gordon, Michael vs Texas State (Nov 16, 2013)
Long Rush	91	Gordon, Michael vs UAPB (Aug 31, 2013)
Pass attempts	46	Kennedy, Adam at Missouri (Sep 28, 2013)
Pass completions	37	Kennedy, Adam at Missouri (Sep 28, 2013)
Yards Passing	375	Kennedy, Adam vs Idaho (Oct 12, 2013)
TD Passes	4	Kennedy, Adam vs Idaho (Oct 12, 2013)
Long Pass	80	Kennedy, Adam vs Idaho (Oct 12, 2013)
Receptions	15	McKissic, J.D. at Missouri (Sep 28, 2013)
Yards Receiving	158	Muse, Allen vs TROY (Sep 12, 2013)
TD Receptions	2	Griswold, D. vs Idaho (Oct 12, 2013)
Long Reception	80	Jones, Julian vs Idaho (Oct 12, 2013)
Field Goals	4	Davis, Brian at Missouri (Sep 28, 2013)
Long Field Goal	50	Davis, Brian at South Alabama (Nov 02, 2013)
Punts	5	Ferguson, Luke at Memphis (Sep 21, 2013)
	5	Jones, Paul at South Alabama (Nov 02, 2013)
Punting Avg	49.0	Ferguson, Luke at Auburn (Sep 07, 2013)
Long Punt	63	Ferguson, Luke vs TROY (Sep 12, 2013)
Punts inside 20	3	Jones, Paul vs UL Lafayette (Oct 22, 2013)
Long Punt Return	43	McKissic, J.D. vs Texas State (Nov 16, 2013)
Long Kickoff Return	98	McKissic, J.D. vs Idaho (Oct 12, 2013)
Tackles	16	Carrethers, R. vs UL Lafayette (Oct 22, 2013)
	16	Lee, Qushaun at South Alabama (Nov 02, 2013)
Sacks	1.5	Dunaway, Darius vs UAPB (Aug 31, 2013)
	1.5	Carrethers, R. vs UAPB (Aug 31, 2013)
Tackles For Loss	2.0	Stone, Chris vs UAPB (Aug 31, 2013)
	2.0	Lee, Qushaun vs UAPB (Aug 31, 2013)
	2.0	Carrethers, R. vs UAPB (Aug 31, 2013)
	2.0	Draper, Amos vs TROY (Sep 12, 2013)
	2.0	Carrethers, R. vs TROY (Sep 12, 2013)
	2.0	Blackmon, D. vs Idaho (Oct 12, 2013)
	2.0	Stone, Chris at ULM (Nov 09, 2013)
Interceptions	1	Hayes, Rocky vs TROY (Sep 12, 2013)
	1	Jackson, F. vs TROY (Sep 12, 2013)
	1	Draper, Amos vs TROY (Sep 12, 2013)
	1	Hayes, Rocky vs Idaho (Oct 12, 2013)
	1	Hayes, Rocky vs UL Lafayette (Oct 22, 2013)
	1	Young, Sterling at South Alabama (Nov 02, 2013)
	1	Brown, Artez at ULM (Nov 09, 2013)
	1	Young, Sterling at ULM (Nov 09, 2013)

Arkansas State Game Superlatives (as of Nov 17, 2013)

All games

TEAM GAME HIGHS

Rushes	58	at ULM (Nov 09, 2013)
Yards Rushing	509	vs UAPB (Aug 31, 2013)
Yards Per Rush	8.9	vs UAPB (Aug 31, 2013)
TD Rushes	8	vs UAPB (Aug 31, 2013)
Pass attempts	47	at Missouri (Sep 28, 2013)
Pass completions	37	at Missouri (Sep 28, 2013)
Yards Passing	375	vs Idaho (Oct 12, 2013)
Yards Per Pass	12.5	vs UAPB (Aug 31, 2013)
TD Passes	4	vs Idaho (Oct 12, 2013)
Total Plays	88	at Missouri (Sep 28, 2013)
Total Offense	672	vs UAPB (Aug 31, 2013)
Yards Per Play	9.6	vs UAPB (Aug 31, 2013)
Points	62	vs UAPB (Aug 31, 2013)
Sacks By	6	vs UAPB (Aug 31, 2013)
First Downs	26	vs TROY (Sep 12, 2013)
	26	vs Idaho (Oct 12, 2013)
Penalties	14	vs Idaho (Oct 12, 2013)
Penalty Yards	110	vs Idaho (Oct 12, 2013)
Turnovers	2	vs UAPB (Aug 31, 2013)
Interceptions By	3	vs TROY (Sep 12, 2013)
Punts	8	vs TROY (Sep 12, 2013)
	8	at Memphis (Sep 21, 2013)
Punting Avg	44.8	at Auburn (Sep 07, 2013)
	44.8	at Missouri (Sep 28, 2013)
Long Punt	63	vs TROY (Sep 12, 2013)
Punts inside 20	5	vs UL Lafayette (Oct 22, 2013)
Long Punt Return	43	vs Texas State (Nov 16, 2013)

Arkansas State Game Superlatives (as of Nov 17, 2013)

All games

OPPONENT INDIVIDUAL GAME HIGHS

Rushes	29	Harris, Alonzo, vs UL Lafayette (Oct 22, 2013)
Yards Rushing	173	WARFORD, Marqui, at Memphis (Sep 21, 2013)
TD Rushes	2	James Baker, vs Idaho (Oct 12, 2013)
	2	Harris, Alonzo, vs UL Lafayette (Oct 22, 2013)
Long Rush	70	McGuire, Elijah, vs UL Lafayette (Oct 22, 2013)
Pass attempts	51	Robinson, Corey, vs TROY (Sep 12, 2013)
Pass completions	30	Robinson, Corey, vs TROY (Sep 12, 2013)
Yards Passing	371	Robinson, Corey, vs TROY (Sep 12, 2013)
TD Passes	3	Franklin, James, at Missouri (Sep 28, 2013)
Long Pass	68	Nick Marshall, at Auburn (Sep 07, 2013)
	68	Franklin, James, at Missouri (Sep 28, 2013)
Receptions	8	Dezmon Epps, vs Idaho (Oct 12, 2013)
Yards Receiving	125	Thomas, Eric, vs TROY (Sep 12, 2013)
TD Receptions	2	Green-Beckham,, at Missouri (Sep 28, 2013)
	2	Ceaser,Rashon, at ULM (Nov 09, 2013)
Long Reception	68	Sammie Coates, at Auburn (Sep 07, 2013)
	68	Green-Beckham,, at Missouri (Sep 28, 2013)
Field Goals	3	Brauchle, S., vs UL Lafayette (Oct 22, 2013)
	3	Sunanon, Aleem, at South Alabama (Nov 02, 2013)
Long Field Goal	39	Strickland, vs UAPB (Aug 31, 2013)
Punts	10	Strickland, vs UAPB (Aug 31, 2013)
Punting Avg	48.7	Brinser, Christ, at Missouri (Sep 28, 2013)
Long Punt	59	Brinser, Christ, at Missouri (Sep 28, 2013)
	59	Johnson, Will, vs Texas State (Nov 16, 2013)
Punts inside 20	4	Garber, Scott, at South Alabama (Nov 02, 2013)
	4	Manton,Justin, at ULM (Nov 09, 2013)
Long Punt Return	31	MALONE, Keiwone, at Memphis (Sep 21, 2013)
Long Kickoff Return	35	Van Hooser, W., vs TROY (Sep 12, 2013)
Tackles	17	Wilson, Andrew, at Missouri (Sep 28, 2013)
	17	Williams, Enrqe, at South Alabama (Nov 02, 2013)
Sacks	3.0	Sam, Michael, at Missouri (Sep 28, 2013)
Tackles For Loss	4.5	IFEDI, Martin, at Memphis (Sep 21, 2013)
Interceptions	1	McCAIN, Bobby, at Memphis (Sep 21, 2013)
	1	Gaines, E.J., at Missouri (Sep 28, 2013)
	1	Trey Williams, vs Idaho (Oct 12, 2013)
	1	Thomas, Sean, vs UL Lafayette (Oct 22, 2013)
	1	Mayo, David, vs Texas State (Nov 16, 2013)

Arkansas State Game Superlatives (as of Nov 17, 2013)

All games

OPPONENT TEAM GAME HIGHS

Rushes	58	vs UL Lafayette (Oct 22, 2013)
Yards Rushing	329	at Memphis (Sep 21, 2013)
Yards Per Rush	8.5	at Missouri (Sep 28, 2013)
TD Rushes	3	at Auburn (Sep 07, 2013)
	3	at Memphis (Sep 21, 2013)
	3	at Missouri (Sep 28, 2013)
Pass attempts	58	vs TROY (Sep 12, 2013)
Pass completions	36	vs TROY (Sep 12, 2013)
Yards Passing	504	vs TROY (Sep 12, 2013)
Yards Per Pass	8.8	at Auburn (Sep 07, 2013)
TD Passes	3	vs TROY (Sep 12, 2013)
	3	at Missouri (Sep 28, 2013)
Total Plays	95	vs TROY (Sep 12, 2013)
Total Offense	614	vs TROY (Sep 12, 2013)
Yards Per Play	8.5	at Missouri (Sep 28, 2013)
Points	41	at Missouri (Sep 28, 2013)
Sacks By	7	at Memphis (Sep 21, 2013)
First Downs	30	vs TROY (Sep 12, 2013)
Penalties	9	at Auburn (Sep 07, 2013)
	9	vs Texas State (Nov 16, 2013)
Penalty Yards	91	at Auburn (Sep 07, 2013)
Turnovers	5	vs TROY (Sep 12, 2013)
Interceptions By	1	at Memphis (Sep 21, 2013)
	1	at Missouri (Sep 28, 2013)
	1	vs Idaho (Oct 12, 2013)
	1	vs UL Lafayette (Oct 22, 2013)
	1	vs Texas State (Nov 16, 2013)
Punts	10	vs UAPB (Aug 31, 2013)
Punting Avg	48.7	at Missouri (Sep 28, 2013)
Long Punt	59	at Missouri (Sep 28, 2013)
	59	vs Texas State (Nov 16, 2013)
Punts inside 20	4	at South Alabama (Nov 02, 2013)
	4	at ULM (Nov 09, 2013)
Long Punt Return	31	at Memphis (Sep 21, 2013)

NCAA Statistics

Arkansas St. - 2013-14 Football Ranking Summary thru games 11/16/2013

Statistic	National Rank	Conference Rank	Value	National Leader	Value	Conference Leader	Value
3rd Down Conversion Pct (123 ranked)	27	2	0.461	LSU	0.577	La.-Lafayette	0.527
3rd Down Conversion Pct Defense (123 ranked)	41	2	0.365	Louisville	0.273	La.-Monroe	0.358
4th Down Conversion Pct (123 ranked)	119	7	0.235	Wake Forest	0.800	Troy	0.650
4th Down Conversion Pct Defense (123 ranked)	25	5	0.389	Kansas	0.167	Texas St.	0.308
Blocked Kicks (66 ranked)	31	2	2	San Jose St.	6	Troy	3
Blocked Kicks Allowed (123 ranked)	1	1	0	34 teams tied	0	Arkansas St. La.-Lafayette Western Ky.	0 0 0
Blocked Punts (12 ranked)	12	1	1	Georgia Tech	3	4 teams tied	1
Blocked Punts Allowed (122 ranked)	1	1	0	80 teams tied	0	5 teams tied	0
Completion Percentage (123 ranked)	6	1	0.692	East Carolina	0.720	Arkansas St.	0.692
Fewest Penalties Per Game (123 ranked)	103	5	7.10	Navy	3.00	La.-Monroe La.-Lafayette	5.10 5.10
Fewest Penalty Yards Per Game (123 ranked)	94	5	57.00	Navy	26.00	La.-Monroe	40.40
First Downs Defense (123 ranked)	58	4	203	Louisville	131	Western Ky.	167
First Downs Offense (123 ranked)	53	4	220	Texas Tech	314	Troy	259
Fumbles Lost (123 ranked)	18	2	5	4 teams tied	2	South Ala.	3
Fumbles Recovered (120 ranked)	95	5	5	Ball St.	16	La.-Lafayette	9
Kickoff Return Defense (123 ranked)	26	3	18.92	Miami (OH)	14.60	La.-Monroe	16.47
Kickoff Returns (123 ranked)	5	1	26.15	Stanford	28.80	Arkansas St.	26.15
Net Punting (123 ranked)	84	4	36.16	Purdue	42.41	Troy	40.44
Pass Sacks Allowed (123 ranked)	89	7	2.40	Toledo	0.40	Texas St.	1.50
Passes Had Intercepted (123 ranked)	13	1	5	Oregon	2	Arkansas St.	5
Passes Intercepted (123 ranked)	85	5	8	Florida St. Oklahoma St.	19 19	La.-Lafayette Texas St.	11 11
Passing Offense (123 ranked)	73	5	221.2	Texas Tech	400.2	Troy	324.5
Passing Yards Allowed (123 ranked)	64	3	231.0	Florida St.	143.5	Western Ky.	189.2
Passing Yards per Completion (123 ranked)	100	6	10.84	Baylor	19.33	La.-Lafayette	14.37
Punt Return Defense (123 ranked)	66	3	8.00	Utah St.	-0.50	South Ala.	7.19
Punt Returns (123 ranked)	60	5	8.33	Kansas St.	17.91	Texas St.	13.56
Red Zone Defense (123 ranked)	23	2	0.756	Bowling Green	0.560	La.-Monroe	0.743
Red Zone Offense (123 ranked)	31	1	0.878	Florida St.	0.982	Arkansas St.	0.878
Rushing Defense (123 ranked)	84	5	186.8	Michigan St.	57.3	Texas St.	128.4
Rushing Offense (123 ranked)	25	2	211.1	Army	330.6	La.-Lafayette	226.8
Scoring Defense (123 ranked)	54	2	25.3	Alabama	10.2	Texas St.	24.8
Scoring Offense (123 ranked)	64	4	29.0	Baylor	61.2	La.-Lafayette	37.9
Tackles for Loss Allowed (123 ranked)	110	7	7.35	Stanford	3.20	La.-Lafayette	4.40
Team Pass Sacks (123 ranked)	74	4	1.80	Utah	3.60	South Ala.	2.44
Team Passing Efficiency (123 ranked)	43	3	139.93	Baylor	198.82	La.-Lafayette	162.95
Team Passing Efficiency Defense (123 ranked)	59	4	124.31	Florida St.	89.67	Texas St.	118.95
Team Tackles for Loss (123 ranked)	75	5	5.6	Clemson	9.5	South Ala.	6.3
Time of Possession (123 ranked)	61	4	29:50	Michigan St.	34:56	Western Ky.	32:55
Total Defense (123 ranked)	82	4	417.8	Michigan St.	228.4	Western Ky.	360.4
Total Offense (123 ranked)	52	4	432.3	Baylor	684.8	Troy	463.5
Turnover Margin (123 ranked)	44	3	0.3	Houston	2.2	Texas St.	0.8
Turnovers Gained (122 ranked)	103	5	13	Houston	33	La.-Lafayette	20
Turnovers Lost (123 ranked)	6	1	10	Bowling Green	7	Arkansas St.	10

Statistic	Player	National Rank	Conference Rank	Value	National Leader	Value	Conference Leader	Value
All Purpose (250 ranked)	J.D. McKissic Julian Jones Michael Gordon	49 205 209	2 10 11	117.50 79.00 78.33	Antonio Andrews, Western Ky.	219.20	Antonio Andrews, Western Ky.	219.20
Completion Percentage (100 ranked)	Adam Kennedy	7	1	0.690	Johnny Manziel, Texas A&M	0.730	Adam Kennedy, Arkansas St.	0.690
Completions Per Game (135 ranked)	Adam Kennedy	32	4	19.40	Derek Carr, Fresno St.	35.89	Corey Robinson, Troy	24.36
Field Goal Percentage (100 ranked)	Brian Davis	1	1	1.000	7 players tied	1.000	Brian Davis, Arkansas St.	1.000
Field Goals Per Game (123 ranked)	Brian Davis	52	3	1.1	Ryan Bustin, Texas Tech	1.9	Aleem Sunanon, South Ala.	1.2
Forced Fumbles (52 ranked)					Jonathan Dowling, Western Ky. Jayrone Elliott, Toledo Chidera Uzo-Diribe, Colorado	0.50 0.50 0.50	Jonathan Dowling, Western Ky.	0.50
Fumbles Recovered (177 ranked)					Darius White, Iowa St.	1.00	Justin Anderson, La.-Lafayette Al Riles, La.-Lafayette D.J. Yendrey, Texas St.	0.20 0.20 0.20
Interceptions (168 ranked)	Rocky Hayes Sterling Young	66 168	3 8	0.3 0.2	Bobby McCain, Memphis	0.9	David Mayo, Texas St.	0.5
Kickoff Return TDs (5 ranked)	J.D. McKissic	5	2	1	4 players tied	2	Brandon Smith, Texas St.	2
Kickoff Returns (105 ranked)	J.D. McKissic	5	2	29.6	Brandon Smith, Texas St.	32.8	Brandon Smith, Texas St.	32.8
Pass Sacks (63 ranked)					Trent Murphy, Stanford	1.2	Xavius Boyd, Western Ky.	0.7
Passes Defended (31 ranked)	Rocky Hayes	31	1	1.2	Tim Bennett, Indiana	2.0	Rocky Hayes, Arkansas St.	1.2
Passing Efficiency (103 ranked)	Adam Kennedy	47	3	139.7	Bryce Petty, Baylor	206.2	Terrence Broadway, La.-Lafayette	164.8
Passing TDs (139 ranked)	Adam Kennedy	92	6	9	Sean Mannion, Oregon St.	33	Corey Robinson, Troy	19
Passing Yards (135 ranked)	Adam Kennedy	51	3	2,130	Sean Mannion, Oregon St.	3,860	Corey Robinson, Troy	3,086
Passing Yards Per Game (135 ranked)	Adam Kennedy	54	5	213.0	Sean Mannion, Oregon St.	386.0	Corey Robinson, Troy	280.5
Passing Yards per Completion (103 ranked)	Adam Kennedy	78	5	10.98	Bryce Petty, Baylor	19.68	Terrence Broadway, La.-Lafayette	14.88
Points Responsible For (297 ranked)	Adam Kennedy Brian Davis Michael Gordon	126 185 225	5 12 15	78 68 60	Johnny Manziel, Texas A&M	234	Terrence Broadway, La.-Lafayette	152
Points Responsible For Per Game (197 ranked)	Adam Kennedy Brian Davis Michael Gordon	138 187 192	5 11 12	7.8 6.8 6.7	Johnny Manziel, Texas A&M	23.4	Terrence Broadway, La.-Lafayette	15.2
Punt Return TDs (10 ranked)					Ryan Switzer, North Carolina	34	players tied	1
Punt Returns (65 ranked)	J.D. McKissic	30	2	9.1	Chris Davis, Auburn	22.5	Andy Erickson, Texas St.	13.6
Punting (93 ranked)					Austin Rehkow, Idaho	47.7	Justin Manton, La.-Monroe	46.2
Receiving TDs (123 ranked)					Davante Adams, Fresno St.	15	Eric Thomas, Troy	11
Receiving Yards (399 ranked)	Julian Jones J.D. McKissic Allen Muse Darion Griswold	89 147 273 368	5 9 18 22	615 504 340 269	Brandin Cooks, Oregon St.	1,443	Eric Thomas, Troy	911
Receiving Yards Per Game (400 ranked)	Julian Jones J.D. McKissic Allen Muse Darion Griswold	95 152 272 358	5 9 18 23	61.5 50.4 34.0 26.9	Brandin Cooks, Oregon St.	144.3	Eric Thomas, Troy	82.8
Receptions Per Game (392 ranked)	J.D. McKissic Julian Jones Allen Muse Darion Griswold	36 77 314 372	1 6 20 27	6.1 4.8 2.5 2.2	Davante Adams, Fresno St.	10.1	J.D. McKissic, Arkansas St.	6.1
Rushing TDs (144 ranked)	Michael Gordon David Oku	52 114	4 8	9 6	Kapri Bibbs, Colorado St.	25	Alonzo Harris, La.-Lafayette	13
Rushing Yards (300 ranked)	Michael Gordon David Oku Adam Kennedy Sirgregory Thornton	126 140 175 238	6 7 10 17	539 491 432 327	Andre Williams, Boston College	1,810	Antonio Andrews, Western Ky.	1,407
Rushing Yards Per Game (300 ranked)	Michael Gordon David Oku Adam Kennedy Sirgregory Thornton	111 127 179 239	5 7 11 17	59.9 54.6 43.2 32.7	Andre Williams, Boston College	181.0	Antonio Andrews, Western Ky.	140.7
Scoring (244 ranked)	Brian Davis Michael Gordon	98 102	6 7	6.8 6.7	Kapri Bibbs, Colorado St.	13.6	Alonzo Harris, La.-Lafayette	7.8
Solo Tackles (62 ranked)					Tyler Matakevich, Temple	9.2	Justin Anderson, La.-Lafayette	6.5
Tackles For Loss (27 ranked)					Aaron Donald, Pittsburgh	2.3	Xavius Boyd, Western Ky.	1.4
Total Offense (300 ranked)	Adam Kennedy Michael Gordon David Oku	35 222 241	3 14 16	256.2 59.9 54.6	Garrett Gilbert, SMU	405.7	Corey Robinson, Troy	271.0
Total Tackles (394 ranked)	Qushaun Lee Ryan Carrethers Sterling Young	16 134 271	2 9 15	10.2 7.3 6.1	Keith Smith, San Jose St.	13.7	Justin Anderson, La.-Lafayette	10.3